

WEBMD.COM

WebMD®

JUNE
2020

GROOMING ESSENTIALS
FOR **FATHER'S DAY**

PAGE 26

GRILL THE
PERFECT **KEBAB**

PAGE 59

Regina **KING**

HOLDS **COURT** IN EVERY
AREA OF **HER LIFE** PAGE 38



SPECIAL SECTION:
DIABETES

HIGH-TECH TOOLS,
NUTRITION SMARTS, AND
CHECKLISTS FOR
BETTER MANAGEMENT

PAGE 61

FOR ADULTS WITH MODERATE TO SEVERE RHEUMATOID ARTHRITIS (RA)
FOR WHOM METHOTREXATE DID NOT WORK WELL

YOUR MISSION:

TAKE ON RA



RINVOQ IS A ONCE-DAILY PILL THAT CAN DRAMATICALLY IMPROVE RA SYMPTOMS.

- PROVEN TO HELP REDUCE PAIN, SWELLING, & STIFFNESS
- HELPS STOP FURTHER JOINT DAMAGE
- SIGNIFICANTLY REDUCES FATIGUE FOR SOME

USE AND IMPORTANT SAFETY INFORMATION

WHAT IS RINVOQ?¹

RINVOQ is a prescription medicine used to treat adults with moderate to severe rheumatoid arthritis in whom methotrexate did not work well or could not be tolerated. It is not known if RINVOQ is safe and effective in children under 18 years of age.

WHAT IS THE MOST IMPORTANT INFORMATION I SHOULD KNOW ABOUT RINVOQ?

RINVOQ is a medicine that can lower the ability of your immune system to fight infections. You should not start taking RINVOQ if you have any kind of infection unless your healthcare provider (HCP) tells you it is okay.

- **Serious infections have happened in some people taking RINVOQ, including tuberculosis (TB) and infections caused by bacteria, fungi, or viruses that can spread throughout the body. Some people have died from these infections.** Your HCP should test you for TB before starting RINVOQ and check you closely for signs and symptoms of TB during treatment with RINVOQ. You may be at higher risk of developing shingles (herpes zoster).
 - **Lymphoma and other cancers, including skin cancers, can happen in people taking RINVOQ.**
 - **Blood clots in the veins of the legs or lungs and arteries are possible in some people taking RINVOQ. This may be life-threatening and cause death.**
 - Tears in the stomach or intestines and changes in certain laboratory tests can happen. Your HCP should do blood tests before you start taking RINVOQ and while you take it. Your HCP may stop your RINVOQ treatment for a period of time if needed because of changes in these blood test results.
- **WHAT SHOULD I TELL MY HCP BEFORE STARTING RINVOQ?**
Tell your HCP if you:
 - Are being treated for an infection, have an infection that won't go away or keeps coming back, or have symptoms of an infection such as:
 - Fever, sweating, or chills
 - Shortness of breath
 - Warm, red, or painful skin or sores on your body
 - Muscle aches
 - Feeling tired
 - Blood in phlegm
 - Diarrhea or stomach pain
 - Cough
 - Weight loss
 - Burning when urinating or urinating more often than normal
 - Have TB or have been in close contact with someone with TB.
 - Have had any type of cancer, hepatitis B or C, shingles (herpes zoster), or blood clots in the veins of your legs or lungs, diverticulitis (inflammation in parts of the large intestine), or ulcers in your stomach or intestines.
 - Have other medical conditions including liver problems, low blood cell counts, diabetes, chronic lung disease, HIV, or a weak immune system.
 - Live, have lived, or have traveled to parts of the country that increase your risk of getting certain kinds of fungal infections, such as the Ohio and Mississippi River valleys and the Southwest. If you are unsure if you've been to these areas, ask your HCP.
 - Have recently received or are scheduled to receive a vaccine. People who take RINVOQ should not receive live vaccines.

TALK TO YOUR RHEUMATOLOGIST ABOUT

RINVOQ RELIEF

OR LEARN MORE AT RINVOQ.COM

- Are pregnant or plan to become pregnant. Based on animal studies, RINVOQ may harm your unborn baby. Your HCP will check whether or not you are pregnant before you start RINVOQ. You should use effective birth control (contraception) to avoid becoming pregnant while taking RINVOQ and for at least 4 weeks after your last dose.
- Are breastfeeding or plan to breastfeed. RINVOQ may pass into your breast milk. You should not breastfeed while taking RINVOQ and for at least 6 days after your last dose.

Tell your HCP about all the medicines you take, including prescription and over-the-counter medicines, vitamins, and herbal supplements. RINVOQ and other medicines may affect each other, causing side effects.

Especially tell your HCP if you take:

- Medicines for fungal or bacterial infections
- Rifampicin or phenytoin
- Medicines that affect your immune system

Ask your HCP or pharmacist if you are not sure if you are taking any of these medicines.

WHAT SHOULD I TELL MY HCP AFTER STARTING RINVOQ?

Tell your HCP right away if you:

- Have any symptoms of an infection. RINVOQ can make you more likely to get infections or make any infections you have worse.
- Have any signs or symptoms of blood clots during treatment with RINVOQ, including:

- Swelling
- Pain or tenderness in the leg
- Sudden unexplained chest pain
- Shortness of breath
- Have a fever or stomach-area pain that does not go away, and a change in your bowel habits.

WHAT ARE THE COMMON SIDE EFFECTS OF RINVOQ?

These include: upper respiratory tract infections (common cold, sinus infections), nausea, cough, and fever. These are not all the possible side effects of RINVOQ.

RINVOQ is taken once a day with or without food. Do not split, break, crush, or chew the tablet. Take RINVOQ exactly as your HCP tells you to use it.

This is the most important information to know about RINVOQ. For more information, talk to your HCP.

You are encouraged to report negative side effects of prescription drugs to the FDA. Visit www.fda.gov/medwatch or call 1-800-FDA-1088.

If you are having difficulty paying for your medicine, AbbVie may be able to help. Visit AbbVie.com/myAbbVieAssist to learn more.

Please see following pages for a brief summary of the full Prescribing Information.

Reference: 1. RINVOQ [package insert]. North Chicago, IL: AbbVie Inc.

©2020 AbbVie Inc. North Chicago, IL 60064
US-RNQR-200083 February 2020



RINVOQ™ (rin- ' vōk)
(upadacitinib) extended-release tablets, for oral use

Patient Information

What is the most important information I should know about RINVOQ?

RINVOQ may cause serious side effects, including:

1. Serious Infections.

RINVOQ is a medicine that affects your immune system. RINVOQ can lower the ability of your immune system to fight infections. Some people have had serious infections while taking RINVOQ, including tuberculosis (TB), and infections caused by bacteria, fungi, or viruses that can spread throughout the body. Some people have died from these infections.

- Your healthcare provider should test you for TB before starting treatment with RINVOQ.
- Your healthcare provider should watch you closely for signs and symptoms of TB during treatment with RINVOQ.
- You should not start taking RINVOQ if you have any kind of infection unless your healthcare provider tells you it is okay. You may be at a higher risk of developing shingles (herpes zoster).
- **Before starting RINVOQ, tell your healthcare provider if you:**
 - are being treated for an infection.
 - have had an infection that does not go away or that keeps coming back.
 - have diabetes, chronic lung disease, HIV, or a weak immune system.
 - have TB or have been in close contact with someone with TB.
 - have had shingles (herpes zoster).
 - have had hepatitis B or C.
 - live or have lived, or have traveled to certain parts of the country (such as the Ohio and Mississippi River valleys and the Southwest) where there is an increased chance for getting certain kinds of fungal infections. These infections may happen or become more severe if you use RINVOQ. Ask your healthcare provider if you do not know if you have lived in an area where these infections are common.
 - think you have an infection or have symptoms of an infection such as:
 - fever, sweating, or chills
 - muscle aches
 - cough
 - shortness of breath
 - feeling tired
 - weight loss
 - blood in your phlegm
 - burning when you urinate or urinating more often than usual
 - warm, red, or painful skin or sores on your body
 - diarrhea or stomach pain

After starting RINVOQ, call your healthcare provider right away if you have any symptoms of an infection. RINVOQ can make you more likely to get infections or make worse any infections that you have.

2. Cancer.

RINVOQ may increase your risk of certain cancers by changing the way your immune system works.

Read the Medication Guide that comes with RINVOQ before you start taking it and each time you get a refill. There may be new information. This brief summary does not take the place of talking with your doctor about your medical condition or treatment.

What is RINVOQ?

Lymphoma and other cancers, including skin cancers can happen in people taking RINVOQ.

Tell your healthcare provider if you have ever had any type of cancer.

3. Blood Clots (thrombosis).

Blood clots in the veins of your legs (deep vein thrombosis, DVT) or lungs (pulmonary embolism, PE) and arteries (arterial thrombosis) can happen in some people taking RINVOQ.

This may be life-threatening and cause death.

- Tell your healthcare provider if you have had blood clots in the veins of your legs or lungs in the past.
- Tell your healthcare provider right away if you have any signs and symptoms of blood clots during treatment with RINVOQ, including:
 - swelling
 - sudden unexplained pain or tenderness in the leg
 - chest pain
 - shortness of breath

4. Tears (perforation) in the stomach or intestines.

- Tell your healthcare provider if you have had diverticulitis (inflammation in parts of the large intestine) or ulcers in your stomach or intestines. Some people taking RINVOQ can get tears in their stomach or intestines. This happens most often in people who take nonsteroidal anti-inflammatory drugs (NSAIDs), corticosteroids, or methotrexate.
- Tell your healthcare provider right away if you have fever and stomach-area pain that does not go away, and a change in your bowel habits.

5. Changes in certain laboratory test results.

Your healthcare provider should do blood tests before you start taking RINVOQ and while you take RINVOQ to check for the following:

- **low neutrophil and lymphocyte counts.** Neutrophils and lymphocytes are types of white blood cells that help the body fight off infections.
- **low red blood cell counts.** Red blood cells carry oxygen. Low red blood cells means you may have anemia, which may make you feel weak and tired.
- **increased cholesterol levels.** Your healthcare provider should do blood tests to check your cholesterol levels approximately 12 weeks after you start taking RINVOQ, and as needed.
- **elevated liver enzymes.** Liver enzymes help to tell if your liver is functioning normally. Elevated liver enzymes may indicate that your healthcare provider needs to do additional tests on your liver.

You should not take RINVOQ if your neutrophil count, lymphocyte count, or red blood cell count is too low or your liver tests are too high. Your healthcare provider may stop your RINVOQ treatment for a period of time if needed because of changes in these blood test results.

See “**What are the possible side effects of RINVOQ?**” for more information about side effects.

CONSUMER BRIEF SUMMARY
CONSULT PACKAGE INSERT FOR FULL
PRESCRIBING INFORMATION

What is RINVOQ?

- RINVOQ is a prescription medicine that is a Janus kinase (JAK) inhibitor. RINVOQ is used to treat adults with moderate to severe rheumatoid arthritis in whom methotrexate did not work well or could not be tolerated.

It is not known if RINVOQ is safe and effective in children under 18 years of age.

Before taking RINVOQ, tell your healthcare provider about all of your medical conditions, including if you:

- See “**What is the most important information I should know about RINVOQ?**”
- have an infection.
- have liver problems.
- have low red or white blood cell counts.
- have recently received or are scheduled to receive an immunization (vaccine). People who take RINVOQ should not receive live vaccines.
- are pregnant or plan to become pregnant. Based on animal studies, RINVOQ may harm your unborn baby. Your healthcare provider will check whether or not you are pregnant before you start RINVOQ. You should use effective birth control (contraception) to avoid becoming pregnant while taking RINVOQ, and for at least 4 weeks after your last dose of RINVOQ.
- are breastfeeding or plan to breastfeed. RINVOQ may pass into your breast milk. You and your healthcare provider should decide if you will take RINVOQ or breastfeed. You should not do both. You should not breastfeed until 6 days after your last dose of RINVOQ.

Tell your healthcare provider about all the medicines you take, including prescription and over-the-counter medicines, vitamins, and herbal supplements. RINVOQ and other medicines may affect each other causing side effects.

Especially tell your healthcare provider if you take:

- medicines for fungal infections (such as ketoconazole, itraconazole, posaconazole or voriconazole) or clarithromycin (for bacterial infections) as these medicines may increase the amount of RINVOQ in your blood.
- rifampicin (for bacterial infections) or phenytoin (for neurological disorders) as these medicines may decrease the effect of RINVOQ.
- medicines that affect your immune system (such as azathioprine and cyclosporine) as these medicines may increase your risk of infection.

Ask your healthcare provider or pharmacist, if you are not sure if you are taking any of these medicines.

Know the medicines you take. Keep a list of them to show your healthcare provider and pharmacist when you get a new medicine.

How should I take RINVOQ?

- Take RINVOQ exactly as your healthcare provider tells you to use it.
- Take RINVOQ 1 time a day with or without food.

- Swallow RINVOQ whole with water at about the same time each day. Do not split or break, crush, or chew the tablets.

What are the possible side effects of RINVOQ?

RINVOQ can cause serious side effects including:

See “**What is the most important information I should know about RINVOQ?**”

Common side effects of RINVOQ include: upper respiratory tract infections (common cold, sinus infections), nausea, cough, and fever.

These are not all the possible side effects of RINVOQ. Call your doctor for medical advice about side effects. You may report side effects to FDA at 1-800-FDA-1088.

How should I store RINVOQ?

- Store RINVOQ in original container at 36°F to 77°F (2°C to 25°C) to protect it from moisture.
- **Keep RINVOQ and all medicines out of the reach of children.**

General information about the safe and effective use of RINVOQ.

Medicines are sometimes prescribed for purposes other than those listed in a Medication Guide. Do not use RINVOQ for a condition for which it was not prescribed.

Do not give RINVOQ to other people, even if they have the same symptoms that you have. It may harm them.

You can ask your healthcare provider or pharmacist for information about RINVOQ that is written for health professionals.

Manufactured by: AbbVie Ireland NL B.V., Sligo, Ireland

Marketed by: AbbVie Inc., North Chicago, IL 60064

RINVOQ is a trademark of AbbVie Biotechnology Ltd.

©2019 AbbVie Inc.

For more information, call 1-800-2-RINVOQ (1-800-274-6867) or go to www.RINVOQ.com.

Ref: 03-B725 Revised: August, 2019

LAB-2725 **MASTER**

US-RNQR-200083



**"Made you look.
And yes, I'm wearing Always Discreet."**



Depend®
Silhouette

Always® Discreet
Boutique™



Always Discreet Boutique underwear. Fits closer. Keeps you drier, too.*

*vs. Depend Silhouette Small/Medium. Depend Silhouette is a trademark of Kimberly-Clark Worldwide.

"MY OVERALL
THOUGHTS ARE TO
PAY ATTENTION
TO MY BODY AND
MY MIND, AND
NOT TO COMPARE
MYSELF TO
SOMEONE ELSE."



FEATURES

38

FIT FOR A KING

Award-winning actor
Regina King shines
as a superhero both
on- and off-screen

44

CORONAVIRUS AND THE BODY

What happens after
a person is infected

46

CORONAVIRUS AND OTHER CONDITIONS

How COVID-19
can affect people
with diabetes,
heart disease,
asthma, and more

49

HOME HYGIENE

Take steps to keep your
house clean and safe



FOCUS ON MEN

- 13 FATHERS' HEALTH**
The benefits of being a new dad
- 26 EXPERT PICKS**
Show dad some love with skin-care products for Father's Day
- 31 FAMILY**
New dads who sleep less may bond more with baby



I am better

than most at staying on my scripts.* I use SimpleDose™.

It's a cute white box and it holds a month of my medications. But the best part? Somebody sorted the pills for me into time-labeled packets! At no extra charge! I wake up, open my morning pills. Next pack holds my midday pills. Know what? Just eliminating the did-I-or-didn't-I confusion makes me feel better.**

Find out more at [CVS.com/Pharmacy](https://www.cvs.com/Pharmacy)

*Based on 2019 study of national retail chain customer prescription adherence for diabetes, hypertension and hyperlipidemia medications.

**SimpleDose™ is provided without additional fees. Drug costs may change when prescriptions are transferred to a new pharmacy or change from a 90-day prescription to a 30-day prescription. To align prescriptions on a 30-day cycle, 1 or more additional copays may be required by the patient's plan. Not all medications can be included in the presorted Rx packs. Please contact your CVS Pharmacy® team for additional information.

**CVS**
pharmacy



LIVING

- 19 WELL-BEING**
Lower stress at work with a desk plant
- 20 FITNESS**
Tips for working out when you're stuck at home
- 22 HEALTH SMARTS**
Doctor visits via telehealth
- 24 TRAVEL SAFE**
Getting around during an outbreak




BEAUTY

- 25 SKIN CARE**
The scoop on ceramides
- 28 BEAUTY SMARTS**
Expert tips to help you make the most of at-home hair color



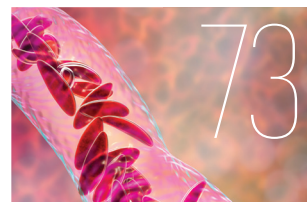
FAMILY

- 32 BABY**
Expert advice on how to treat eczema
- 33 PARENTING**
Easing kids' anxiety about the coronavirus pandemic
- 34 KIDS' HEALTH**
Are boys born with the math gene? New research says that's a myth
- 36 PETS**
Why human foods aren't healthy for pets



FOOD

- 53 GOOD FOR YOU**
Complement your meals with cantaloupe
- 54 FOOD 101**
Fill your plate with purple and blue fruits
- 56 3 WAYS**
Savor three salads at suppertime
- 59 BUILD A BETTER**
Grill the perfect kebab



CHECKUP

- 73 THE LATEST**
New research on sickle cell disease
- 74 MY PERSPECTIVE**
Ways to manage stress during the coronavirus outbreak
- 76 BY THE NUMBERS**
How colds and the flu differ from COVID-19



IN EVERY ISSUE

- 10 EDITOR'S NOTE**
- 13 UPFRONT**
News and updates on the coronavirus pandemic, how to prevent cavities, and more
- 78 TAKE 10**
Actor Daveed Diggs discusses his new TV series *Snowpiercer*, go-to comfort foods, and more

FOCUS ON DIABETES

- 61 LIVING WELL**
Top tips to manage type 1 diabetes
- 64 MY STORY**
A blogger shares how she took control of her type 2
- 65 DOCTOR Q&A**
Our expert explains prediabetes
- 68 HEALTHY HABITS**
A guide to daily, weekly, and yearly to-dos for better diabetes control
- 70 UPDATE ON HIGH-TECH TOOLS**
Check blood sugar levels with smart pens and more
- 72 EAT SMART**
Advice for a well-rounded diet



ON THE COVER
PHOTOGRAPHY PROVIDED
BY TRUNK ARCHIVE

TAKE CHARGE OF YOUR DRY EYE SYMPTOMS

Check out the following advertisements for tips on how to better manage your dry eye symptoms.

18

Restore Your Eyes' Natural Balance

32

Dry Eye's Dirty Little Secret

59

Omega-3's for Mega Healthy Tears

ARE THESE DRY EYE SYMPTOMS LEAVING YOUR EYES HIGH AND DRY?

***Dryness | Burning | Grittiness
Scratchiness | Watery Eyes***

Try just what the doctor ordered ... and created

- **TheraTears®** was created by an ophthalmologist with over **18 years of rigorous clinical research.**
- **The TheraTears® Dry Eye Therapy** system is clinically proven to **improve dry eye symptoms by 47% for more complete relief.**¹
- **TheraTears® is recommended by ophthalmologists and optometrists.** Ask if TheraTears® is right for you.
- **Available over-the-counter** at all your favorite retail stores.

To receive valuable coupons **visit**
theratears.com



**RESTORES
EYES NATURAL
BALANCE®**



**CLEANSSES
EYELIDS AND
LASHES**



**NOURISHES
EYES TO PROMOTE
HEALTHY TEARS***



1. Ngo W, Srinivasan S, Houtman D, Jones L. The relief of dry eye signs and symptoms using a combination of lubricants, lid hygiene and ocular nutraceuticals. J Optom. 2017 Jan-Mar;10(1):26-33.

*This claim has not been evaluated by the FDA. This product is not intended to diagnose, treat, cure or prevent any disease.



At the time we are closing this issue of *WebMD Magazine*, COVID-19 continues to affect the lives of patients and health care providers around the world.

Our thoughts are with those who are sick or whose families are affected. We extend our heartfelt wishes for a full recovery.

We also want to thank both the health care workers and the everyday people around the world who are helping in their communities to test, treat, and support each other.

We at WebMD have been working day and night to bring you the latest information to keep you informed during these challenging times. Here are some of the online resources our audience has found most helpful.

Your health and safety remain our top priority during this time.

Stay safe and well,

Kristy Hammam
Editor in Chief
kristy@webmd.com

FROM THE WEBMD TEAM

Coronavirus Outbreak Message to Our Readers

Visit [WebMD.com](https://www.webmd.com) for everything you need to know including:

U.S. Map Updated Regularly



COVID-19 Symptom Checker
Check Your Symptoms Now



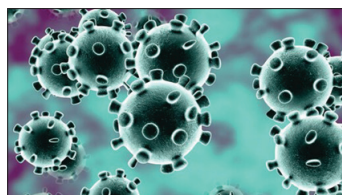
Video: Coronavirus In Context



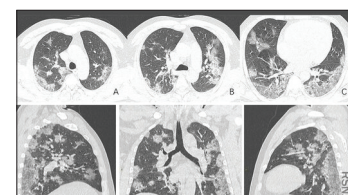
Video: How to Wash Your Hands



Coronavirus 2020 Outbreak
Latest Updates



Sign Up for updates in our
exclusive coronavirus newsletter



For more, go to www.webmd.com/coronavirus

STAY IN
TOUCH



LIKE US ON FACEBOOK
facebook.com/webmd



SUBSCRIBE TO OUR NEWSLETTERS
webmd.com/newsletters



TWEET US
twitter.com/webmd



PIN WITH US
pinterest.com/webmd/webmd-magazine



EMAIL THE EDITORS
webmdmagazineeditors@webmd.net

EDITOR IN CHIEF
Kristy Hamman

EDITORIAL DIRECTOR
Colleen Paretti

**VICE PRESIDENT,
EDITORIAL DEVELOPMENT**
Stephanie Snipes

EDITOR
Laura J. Downey

COPY EDITOR
Malrey Head

STAFF PHOTOGRAPHER
Gabriela Iancu-Mihai

**EDITORIAL OPERATIONS
MANAGER**
Vella Torres

CHIEF MEDICAL EDITOR
Michael W. Smith, MD

SENIOR MEDICAL EDITORS
Hansa Bhargava, MD
Arefa Cassoobhoy, MD, MPH
Brunilda Nazario, MD

MEDICAL EDITOR
Neha Pathak, MD

CONTRIBUTING WRITERS
Sonya Collins
Rachel Reiff Ellis
Jodi Helmer
Katherine Kam
Lisa Marshall
Matt McMillen
Erin O'Donnell
Gina Shaw
Stephanie Watson

CORPORATE

CHIEF EXECUTIVE OFFICER
Robert N. Brisco

CHIEF MEDICAL OFFICER
John Whyte, MD, MPH

CHIEF FINANCIAL OFFICER
Blake DeSimone

**SVP, CORPORATE DEVELOPMENT
AND GLOBAL STRATEGY**
Jeremy Schneider

VICE PRESIDENT, FINANCE
James McCann

**DIRECTOR, POLICY &
GOVERNANCE**
Theresa Saladino

ADVERTISING SALES

VICE PRESIDENT, PUBLISHER
Vanessa Cognard

NEW YORK

MERYLE LOWENTHAL
mloenthal@webmd.net
917-886-4671

PATRIA RODRIGUEZ
prodriguez@webmd.net
212-417-9542

**SALES AND MARKETING
COORDINATOR**
JULIA KESSLER
jkessler@webmd.net
646-674-6808

SALES OPERATIONS ANALYST
LaTeisha Clay

CHICAGO

TRACY KENNEDY
tkennedy@webmd.net
312-758-6919

ANNA NOVINGER
anovinger@webmd.net
312-523-3171

WEST COAST

NICOLE JONES
njones@webmd.net
213-718-5550

ACCOUNT MANAGEMENT/CREATIVE

**VICE PRESIDENT, CREATIVE
SERVICES & PRODUCTION**
Mónica Tettamanzi

PROJECT MANAGER
Catalina Agudelo

BOOKINGS DIRECTOR
Susan Pocharski
spocharski@gmail.com
617-869-1713

DESIGN DIRECTOR
Iris Johnson

SENIOR GRAPHIC DESIGNER
Kriska Ocampo

GRAPHIC DESIGNER
Connor Hayward

PRODUCTION

DIRECTOR
Sigrid Anderson

CUSTOMER SERVICE & SUBSCRIPTIONS

MANAGE YOUR SUBSCRIPTION

EMAIL webmd@emailcustomerservice.com

CALL 888-798-0088

CLICK "Contact Us" at the bottom of
every page on WebMD.com.

WebMD Magazine is distributed to doctors' offices throughout the U.S., online at WebMD.com, and by download from the App Store. WebMD Magazine is not responsible for advertising claims. WebMD Magazine (ISSN 1553-9946), Vol. 16, No. 2, is published by WebMD LLC and may not be reproduced in whole or in part without written permission of WebMD LLC. All editorial content is reviewed by our board-certified physicians, is for informational purposes only, and is not intended to be a substitute for professional medical advice, diagnosis, or treatment. WebMD does not endorse any specific product, service, or treatment. Always seek the advice of your health care provider with any questions regarding a medical condition and never disregard professional medical advice or delay seeking it because of something you have read in WebMD Magazine. If you think you have a medical emergency, call your doctor or 911 immediately. © 2020 WebMD LLC. All rights reserved.



TIGERBALM.COM



TIGER BALM®
Works Where It Hurts

SleeperTrends

Ever Wonder What Rejuvenation Feels Like?

As comfortable as a luxury bed, fully recline to the lay-flat position to experience the most comfortable sleep chair ever. The soft, supportive independently adjustable backrest and leg rest cradle you in perfect comfort. Made of multiple layers of the highest grade memory foam, plus additional layers of plush padding — every time you sit in this chair it feels new! The WiseLift seat includes 90 individually wrapped pocket coils to ensure the seat offers perfect support where you need it, and more comfort than your own mattress!

WISELIFT SLEEPER, RECLINER AND LIFT CHAIR

- Infinite Positions
- Heat And Massage with Timer
- Plush Padding & Memory Foam Comfort

Enduralux™ Leather



Enduralux™ Fabric



ALL DAY COMFORT...SLEEP SOUNDLY ALL NIGHT

Perfect for watching TV, reclining, and sleeping. The WiseLift Chair reclines to the perfect Zero-Gravity position to help alleviate pressure on your back and hips. Choose your favorite heat and massage options for lasting relief of tension and muscle spasms. The WiseLift chair's heart-healthy Trendelenburg position will raise your feet higher than your heart to promote increased blood circulation to reduce swollen legs and ankles. (Also recommended by doctors for low blood pressure patients).

MORE COMFORTABLE THAN YOUR OWN BED

Fall Asleep in Total Comfort. Every Night! Fully recline to the lay-flat position to experience your most comfortable sleep ever. The soft, supportive adjustable backrest and leg rest will cradle you in perfect comfort. Made of multiple layers of the highest grade memory foam, plus additional layers of resiliency foam. Every time you relax in your WiseLift chair it feels new! You will love the seat comfort of 90 individually wrapped pocket coils, that ensure you feel the perfect support where you need it. That's the same technology you will find in high end luxury mattresses. You will never again have to face your bed with fear and anxiety - afraid you won't be able to fall asleep. The WiseLift chair is more comfortable than your own mattress. Relax and drift off in the most restful sleep ever. Tight muscles fade away with warming heat and massage. The auto-timer safely turns these features off after you fall asleep.

BUILT FOR YEARS OF EVERYDAY COMFORT. OVER 1,000 POSITIONS

The WiseLift chair is the best engineered lift chair on the market. It is built from the highest quality materials and has a strong tubular steel base designed for comfort and durability! The WiseLift chair has two super silent motors operating independently to allow for infinite positions. Eat, drink, and enjoy your WiseLift chair! The Enduralux leather and performance fabrics are stain resistant and easy to clean with the wipe of a damp cloth.

THE INDUSTRY'S BEST POWER LIFT ASSIST

Getting out of the WiseLift chair is easy even for people who have difficulty with hips, back or legs. Gently and safely raises you to an almost standing position - allowing you to step off safely



*"For the first time
in over 28 years
I am able to sleep
through the night!"*
-Mrs. C



SPECIAL MEDICARE AND VETERANS DISCOUNTS

CALL 1-800-441-2912

Call today for **FREE IN HOME** setup

FATHERS' HEALTH

Dad Perks

EMBARKING ON FATHERHOOD HAS REAL REWARDS FOR NEW DADS



57% Percentage of dads who feel that fatherhood is central to their identity.

2 YEARS The increase in life expectancy at age 60 of fathers compared with men without kids.

85% Percentage of new dads who say they'd do anything to be more involved in their newborn's life.

26% Percentage drop in a man's daytime testosterone levels after he becomes a father—not necessarily a bad thing, because it promotes bonding and caregiving.



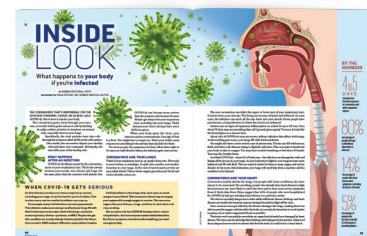
"I thought all bladder leak pads
felt the same, but nothing makes me feel
like new Always Discreet Boutique."

New at
Walmart 

IN THE NEWS

Your Health and the Coronavirus

As the COVID-19 pandemic continues through the summer, we've included some relevant information about the coronavirus in this issue. Perhaps of greatest impact is understanding what happens to the body when a person contracts the virus, especially if other health conditions are involved, such as high blood pressure, heart disease, diabetes, asthma, and COPD. If you or someone you know has these conditions, learn all you can about how the coronavirus can quickly worsen symptoms and how you can protect yourself. Our coverage begins on page 44 with "Inside Look." Meanwhile, you can do a lot to make sure your home environment is as clean as possible—follow our tips in "Clean Routine," page 49. Finally, if you're wondering if it's COVID-19 or the common cold or the flu, check your symptoms with our handy chart ("COVID-19—or Something Else?" page 76). Please stay safe and healthy, everyone. — *Colleen*



**COLLEEN
PARETTY**
Editorial Director,
colleen@
webmd.com

CORONAVIRUS UPDATE

3 IN 4

Number of people with an ongoing health condition who worry it makes them more susceptible to COVID-19.

SOURCE: Health Perspectives Group

DRUG RESEARCH

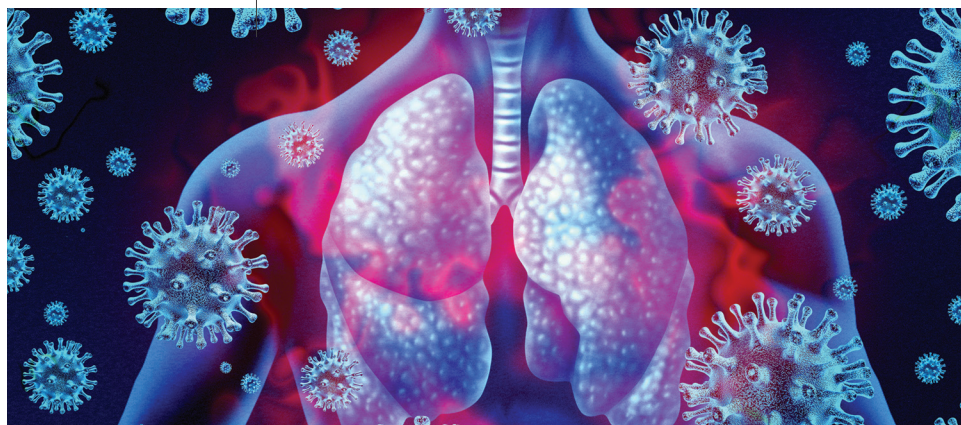
Researchers in Vancouver, British Columbia, have developed a drug that could stop progression of the coronavirus after it enters your body. The virus spreads throughout the body by latching onto proteins called ACE2 receptors on the surface of your cells. It then gets inside the cells, multiplies, and continues to spread. When researchers tested the experimental drug on human cells in a lab, it blocked ACE2 receptors and locked the virus out. The treatment reduced replication of the virus by as much as 5,000 times. Human clinical trials of the drug will begin soon. (Note: these ACE proteins are not the same as the ACE inhibitors in drugs commonly prescribed to treat high blood pressure.)

SOURCE: Cell

CHOOSE GLASSES

"Don't touch your face" may be the hardest piece of advice to follow when it comes to preventing COVID-19, especially if you wear contact lenses. According to the American Academy of Ophthalmology, contact lens wearers touch their eyes more than other people do. That's why the group of eye specialists recommends that you switch to glasses during the coronavirus outbreak. Not only will they make you think twice about touching your face, they may also offer a little extra protection.

SOURCE: American Academy of Ophthalmology





HELPING HANDS

Altruism—helping strangers in need even when it's a personal sacrifice—is a uniquely human quality. But when does this behavior begin? In an experiment, researchers paired with 19-month-olds pretended to accidentally drop a piece of fruit out of their own reach and into the baby's reach and then try to pick it up unsuccessfully. Though the experiment took place at the babies' mealtime, when they would likely be hungry, about 40% of the infants picked up the fruit and passed it back to the researcher. When the researcher didn't appear to want the fruit, none of the babies offered it.

SOURCE: *Scientific Reports*

TUNE UP

Can't work out without your playlist? It really does help. New research shows that when you listen to fast-paced music while you exercise, the workout feels easier. And while that music is pumping in your ears, your heart pumps faster. That means you get more health benefits from the sweat session. Now isn't that music to your ears?

SOURCE: *Frontiers in Psychology*



4 IN 10

Number of Americans who have eaten plant-based "meats."

SOURCE: Gallup

12%

Percentage of Americans who smoke weed. Who smokes more? Men, liberals, and young adults.

SOURCE: Gallup

SLEEP AND LEARN

Learning in your sleep: possible or pipe dream? German children learned a list of English words in school. Half reviewed the lists at home as usual and took a test a week later. The others reviewed at home with rose-scented incense on their desk. They slept with the incense at their bedside every night until the test. Those who studied and slept with the fragrance scored 30% higher on the test. The researchers believe the brain connects the words to the scent during learning. Then the scent reactivates the memory during sleep, when the brain stores information long term.

SOURCE: *Scientific Reports*



STATE OF HAPPINESS

The Aloha State (Hawaii) recently earned the title Happiest State, followed by Utah, then Minnesota. Rankings considered physical and emotional wellness, workplace satisfaction, and the environment, among other factors.

SOURCE: WalletHub



SHORTER TERMS

The average weight of a newborn has dropped 2.4 ounces in 25 years. That's because soaring rates of C-sections and inductions have shortened the average pregnancy by a full week. Today, births are much more likely to occur between weeks 37 and 39 and less likely to occur after week 40.

SOURCE: Demography

SWEET TOOTH

Sugar doesn't just cause cavities. It leads to gum disease, too, new research shows. If you have inflamed gums, it's not just time to floss. It's time to think about your diet.


SOURCE: Journal of Oral Microbiology



PLANT-BASED PREVENTION

Vegetarians: You've probably heard that they have healthy hearts and colons. But did you know that vegetarians may get fewer urinary tract infections (UTIs), too? E. coli bacteria—sometimes in meat—is a common cause of UTIs. But experts didn't know whether avoiding meat reduced risk for the infections—until now. In a study that followed 9,724 Taiwanese adults for a decade, vegetarians were 16% less likely to develop a UTI during that time than their meat-eating peers.

SOURCE: Scientific Reports



DO DENTALIFE DAILY. FOR GOOD ORAL HEALTH.



Every day, your dog's into something. That's why, every day, you need DentalLife® ActivFresh® chews.

SEE THE

PURINA®
DentalLife®

DAILY DIFFERENCE.



Your Pet, Our Passion.®

Upfront

60%

Percentage of the time that high school students feel negative about school. The most common negative emotions they report: tired, stressed, and bored, says a study of 22,000 kids.

SOURCE: Learning and Instruction

CANCER CONTROL

More than 2 in 5 cancer cases stem from factors within a person's control, including smoking, exposure to UV light, obesity, unhealthy diet, and lack of physical activity.

SOURCE: American Cancer Society

QUALITY TIME

Screens can be like a digital pacifier for little ones. But, too much time with them can have serious consequences. Researchers surveyed 2,441 moms about screen time and their children's physical and social abilities. On average, children aged 2, 3, and 4 years old, watched about 2 hours and 25 minutes, 3 hours and 36 minutes, and 1 hour and 36 minutes of TV per day respectively.

Kids who had the most screen time were furthest behind on developmental milestones. Pediatricians recommend no more than 1 hour of high-quality screen-viewing per day for toddlers.

SOURCE: JAMA Pediatrics



ACID TEST

About 1 in 13 U.S. adults takes a proton-pump inhibitor (for heartburn or other acid-related symptoms). But many of them were only supposed to take the pill for 8 weeks and simply continued indefinitely. Do you take a PPI? Ask your doctor whether you still need it.

SOURCE: Clinical Correlations

71%

Percentage of U.S. adults who give their physical and mental health a thumbs-up. (22% give it mixed reviews.)

SOURCE: Gallup

GETTY IMAGES

ADVERTISEMENT



RESTORE YOUR EYES' NATURAL BALANCE WITH DRY EYE THERAPY

Most people experience dry eye at some point.

Whether it's caused by cold weather, age, or an underlying medical issue, the symptoms are often painful and persistent, and could interfere with your quality of life. Doctors recommend lubricant eye drops as a critical first step in managing symptoms.

TheraTears® is more than just eye drops—it's Dry Eye Therapy.

- Clinically proven to restore your eyes' natural balance
- Unique hypotonic and electrolyte **balanced formula** replicates healthy tears
- Provides **long-lasting relief** of dry eye symptoms

The unique electrolyte formula corrects the salt imbalance that can cause dry eye



To receive valuable coupons visit theratears.com

WELL-BEING

Green Up

ONE-ON-ONE TIME WITH A PLANT COULD EASE
WORK STRESS



A QUARTER OF AMERICAN WORKERS SAY THEIR JOB IS THE MOST STRESSFUL PART OF THEIR LIVES. Exposure to green spaces is one way to beat stress, but who has time to leave the office midday and walk in the park, much less the woods? Researchers in Japan have devised a simple way to bring nature's calming effects into the office. They asked electric company workers to take 3-minute breaks and look at a plant on their desk whenever they felt tired. After 4 weeks, participants' pulse rates and anxiety scores dropped, illustrating the restorative effect that even a small amount of nature can have on emotional well-being. Adopt a potted plant for your workspace and see if it benefits you. —STEPHANIE WATSON

Home Gym

DON'T ABANDON YOUR WORKOUT BECAUSE YOU'RE STUCK AT HOME

BY Stephanie Watson REVIEWED BY Michael W. Smith, MD, CPT, WebMD Chief Medical Editor



Search for the video
**5 Exercises You
Can Do at Home**
at WebMD.com.

SINCE SOCIAL DISTANCING CLOSED GYMS AND MADE MANY PARKS OFF-LIMITS, you might have let your workout routine languish. Don't give up on staying fit. You can still get a good workout at home—even with small children underfoot.

"Consistency is key," says Kevin Steele, PhD, exercise physiologist and president of PTA Global. "The key thing is that you do something, somewhere, sometime," he says.

An effective fitness program has five components: A warmup, aerobic workout, resistance or strength-training exercises, flexibility moves, and a cooldown—all of which are doable at home.

THE WARMUP

Start with an easy walk outside or on a treadmill, or pedal at a slow pace on a stationary bike. Warm up for at least 5 to 10 minutes. The more intensely you plan to work out, the longer your warmup should be.

AEROBIC WORKOUT

For the cardiovascular portion of your routine, walk or pedal faster, do Zumba or high-intensity interval training (HIIT), or jump rope. Choose any exercise you love that increases your heart rate.

RESISTANCE TRAINING

The resistance portion of your workout can be as simple as doing squats, push-ups, and abdominal crunches. Or work with small dumbbells, a weight bar, resistance bands, or tubing.

FLEXIBILITY MOVES

Increase your flexibility with floor stretches, like sitting with your legs outstretched and bringing your chin toward your knees. Or, practice a series of gentle yoga poses.

COOLDOWN

This can look similar to your warmup. Walk or do another slow movement for about 5 minutes until your heart rate returns to normal.

If you're short on time, increase the intensity of your workout. Step up the pace of your strength workout by doing compound exercises that work more than one muscle group at a time. For example, squats work the quadriceps, hamstrings, gluteus, and calves. Push-ups involve the pectorals, deltoids, biceps, triceps, abdominals, and upper back.

If you're not the create-your-own workout type, follow a fitness video on YouTube or your streaming service of choice. Try to get in 30 minutes of cardiovascular exercise at least five times a week, and do a strength routine twice or more a week. Be sure your resistance workout covers all major muscle groups in your upper body, lower body, abdominals, and back. Shoot for 3 sets of 12 to 15 repetitions of each strength exercise.

No matter what type of exercise you do, start slowly and gradually increase your workout time and intensity.

4 TIPS

IS THE PITTER-PATTER OF LITTLE FEET INTERRUPTING YOUR HOME WORKOUTS? CERTIFIED PERSONAL TRAINER **GINA HARNEY** HAS THESE TIPS FOR WORKING OUT WITH KIDS AROUND.

1. BREAK IT UP.

It may be challenging to carve out 30 minutes for a full workout. Instead, split it into three 10-minute sections throughout the day.

2. TAKE IT OUTDOORS.

Let the kids play while you work out on the grass.

3. HAVE A PLAN.

Know exactly what you're going to do for your workout before getting the kids settled so you don't waste precious time figuring everything out.

4. LET THEM JOIN IN.

Make up silly names for the exercises you're doing (Frankenstein walks, frog jumps) to make it fun for the kids, and encourage them to get fit with you.



CONFIDENT

AND COMFORTABLE IN YOUR OWN SKIN

Take on the day in
a fit that supports
your strength.

Comfortable design

Ultra-soft fabric

Your best comfort
and protection,
guaranteed†



Get a coupon at Depend.com



THE ONLY THING **STRONGER** THAN US, IS YOU.™

†Purchase by 3/1/21. Redeem within 30 days of purchase. See Depend.com/guarantee for details.

®/™ Trademarks of Kimberly-Clark Worldwide, Inc. or its affiliates. © KCWW

Telehealth Visits

WITH THE OUTBREAK OF THE CORONAVIRUS, WE'RE ALL DOING THINGS A BIT DIFFERENTLY. THAT INCLUDES VIRTUAL VISITS TO YOUR DOCTORS VIA YOUR SMARTPHONE OR COMPUTER SCREEN. WELCOME TO TELEHEALTH.

BY Matt McMillen REVIEWED BY Hansa Bhargava, MD, WebMD Senior Medical Editor



NOW MORE THAN EVER, YOU DON'T WANT TO SIT IN A DOCTOR'S WAITING ROOM AMONG OTHER SICK PEOPLE.

Or maybe you simply can't leave your home. That's where telehealth comes in. Using video chat via an app, your doctor can review your symptoms, make decisions on care, and prescribe medications.

"Not all care requires your doctor to be hands on," says Iris Berman, RN, MSN, vice president of telehealth services at Northwell Health in Syosset, New York. "It's more about assessing and seeing the patient than it is about touching them in many instances."

With what's happening now, Berman says, people are realizing the important role telehealth can play in enabling doctors to deliver care. And she expects it to become increasingly available.

"In this emergency, we went from a few hundred providers offering telehealth to now over a thousand in different specialties and geographic areas," she says.

Across the United States, more than 50 health systems now use telehealth to see patients, according to an editorial published in the *New England Journal of Medicine* in March. As the authors point out, the platform helps protect patients, providers, and the community from exposure to the virus. Think you're sick but don't know whether you should go to the hospital? Your doctor—who may be working from home—can evaluate you remotely and tell you what steps to take. In fact, doctors frequently use telehealth appointments to evaluate respiratory symptoms like those that appear early in COVID-19, the disease caused by the novel coronavirus.

Beyond the current situation, telehealth offers people a convenient way to connect with their provider. For some, such appointments may be more than just time savers.

"We have people who don't have access to transportation or who have trouble getting places because of their illnesses," Berman says. For example, people confined to nursing homes can use telehealth to access specialty care.

There are some drawbacks, of course. On the technical side, she says, connections can be dropped, interrupting appointments. Also, it can be hard to get cell coverage in high-rise buildings. And, she says, not all areas in the country have broadband, and some people do not have smartphones or other devices.

How do you get started? First, ask your doctor or the healthcare system that you use whether they offer a telehealth option.

If you need urgent care and your doctor can't be reached, other services, like Teladoc, MDLIVE, and Amwell, offer access to health professionals licensed to practice in your area. The fees vary, but your health insurance may cover it.

Because of the coronavirus crisis, Medicare has recently—and perhaps temporarily—loosened its restrictions, making telehealth a more viable option. States set their own rules for Medicaid recipients, so check with your state's office.

Finally, get comfortable with your equipment and be sure you have a strong Wi-Fi connection. "Then," Berman says, "as long as you have a good camera and a good speaker, you should be good to go."

LIVE LIFE WITHOUT PAIN

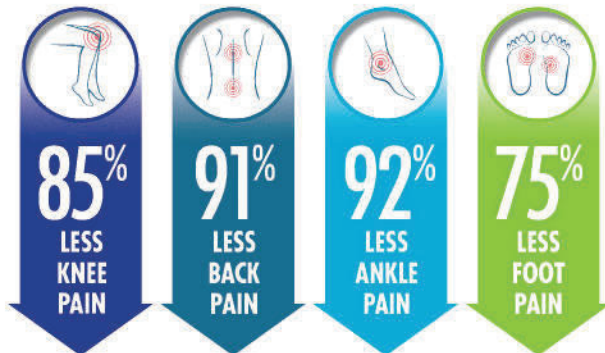
Plantar Fasciitis • Arthritis • Joint Pain • Heel Spurs • Back & Knee Pain



PATENTED VERSOSHOCK® SOLE
SHOCK ABSORPTION SYSTEM

“I’ve had lower back pain for years. Walking in these shoes was life changing for me. I feel like I’m walking on air.”

– Bill F.



*Results of a double-blind study conducted by Olive View UCLA Medical Center.

Enjoy the benefits of exercise
with proven pain relief.

- ✓ Ultimate Comfort
- ✓ Renewed Energy
- ✓ Maximum Protection
- ✓ Improve Posture

G-DEFY MIGHTY WALK \$155

X WIDE
WIDTH
AVAILABLE

Men Sizes 7.5-15 M/W/XW

- Gray TB9024MGS
- Blue/Black TB9024MLU
- Black TB9024MBL

Women Sizes 6-11 M/W/XW

- Gray/Salmon TB9024FGP
- White/Purple TB9024FWP
- Purple/Black TB9024FLP



\$30 OFF
YOUR ORDER

Promo Code PK2FMN3

www.gravitydefyer.com

Expires September 30, 2020

Free Exchanges • Free Returns

100% Satisfaction Guaranteed

Call 1(800) 429-0039

Gravity Defyer Corp.

10643 Glenoaks Blvd. Pacoima, CA 91331



VersoShock® U.S. Patent #US8,555,526 B2. May be eligible for Medicare reimbursement. This product is not intended to treat, cure or prevent any disease. \$30 off applies to orders of \$100 or more for a limited time. Cannot be combined with other offers. 9% CA sales tax applies to orders in California. Shoes must be returned within 30 days in like-new condition for full refund or exchange. Credit card authorization required. See website for complete details.

Travel Know-How

ADOPT SOME NEW HABITS TO GET AROUND SAFELY DURING AN OUTBREAK

BY Stephanie Watson

REVIEWED BY Brunilda Nazario, MD, WebMD Senior Medical Editor

IT'S HARD TO THINK OF A SINGLE PART OF OUR LIVES THAT COVID-19 HASN'T IMPACTED. The coronavirus that causes this respiratory illness has changed the way we interact with each other, including how we travel.

Coronavirus spreads through close contact. The CDC's advice is to stay at least 6 feet away from people in public. But it's hard to keep your distance when you're crammed into a crowded subway car or bus. What should you do if you have to take public transportation? And how safe is ridesharing? Here's a guide to getting around safely.

TRAINS AND BUSES

To protect yourself, travel at off-peak times when you can—like late morning or before evening rush hour. Avoid subway cars and buses that are packed with people. If you count more than 10 passengers on your bus, wait for the next one. Leave an empty seat between you and the next passenger.

Don't hold onto the metal subway pole if you can avoid it. Coronaviruses like the one that causes COVID-19 can live on metal surfaces for up to 5 days. If you have to touch the pole, use a tissue as a buffer between the pole and your hand. It can be hard to know when yours was last scrubbed down.

As soon as you get home or to the office after your ride, wash your hands with warm water and soap for at least 20 seconds. If you don't have access to a sink, use a hand sanitizer that contains at least 60% alcohol. Don't touch your face until after you've cleaned your hands.

RIDE SHARING

People who don't own a car may rely on ride sharing services like Uber and Lyft to get around. These services have already made changes in response to COVID-19. For one thing, they've canceled

shared carpools to avoid packing too many passengers into one car. They've also given drivers disinfectants to keep their cars clean.

For the driver's safety, don't ride if you feel sick. Even if you're healthy, sit in the back seat to keep some distance between you and the driver. Wash your hands as soon as you can after your ride.

AIR TRAVEL

Flying these days needs more serious thought. The CDC recommends that you check before you travel to see if COVID-19 is spreading at your destination. If it is spreading there, you may want to postpone your trip—especially if you're older than age 60 or you're at higher risk for severe illness because of a condition like heart disease or diabetes.

Provided you're healthy, your risk of catching the virus on a plane is pretty low. The air on planes circulates through a filter that catches most viruses and other germs. To be safe, carry on a disinfecting wipe and clean off your seat and tray table before you sit down.

You're more likely to get infected if you sit close to someone who is sick. If someone near you is coughing or looks ill, ask the flight attendants to move you or that person to a seat that's at least 6 feet away.

WHEN YOU DRIVE

Driving will expose you to the fewest germs, but at some point you will need to refuel. And that means you'll have to handle a gas pump and credit card keypad that countless other people have touched.

To protect yourself, carry a pair of disposable gloves in your car. Put them on before you pay or pump gas. Or use a disinfecting wipe to clean off the pump handle and keypad. After you finish pumping gas, toss the gloves and wash your hands or use an alcohol-based hand sanitizer.





SKIN CARE

Plump Up

WITH SOLID RESEARCH TO BACK THEM UP, SKIN CREAMS WITH MOISTURE-RICH CERAMIDES ARE HERE TO STAY

ARE CERAMIDES THE NEXT BIG THING IN HEALTHY SKIN? “Skin-care products with ceramides are definitely trending, and with good reason,” says Peterson Pierre, MD, a dermatologist in Thousand Oaks, CA. A recent study in *Clinical, Cosmetic and Investigational Dermatology* found that applying a ceramide cream regularly led to a hefty boost in hydration. Ceramides, which are waxy lipid molecules found in skin cell membranes, create a powerful barrier that plumps your skin, keeps moisture in, and protects against irritants, allergens, and microbes. Ready to take the plunge? Pierre suggests two to try: ceramide-rich CeraVe Daily Moisturizing Lotion and Aveeno Skin Relief Moisture Repair Cream.

—KARA MAYER ROBINSON

Love You, Dad!

ON FATHER'S DAY, TREAT THE MEN IN YOUR LIFE TO THESE TOP PICKS FOR SKIN-CARE GIFTS, RECOMMENDED BY **ZAIN HUSAIN, MD**, A BOARD-CERTIFIED DERMATOLOGIST IN MARLBORO, NJ

BY Kara Mayer Robinson

REVIEWED BY Karyn Grossman, MD, WebMD Medical Reviewer



Search **Men's Health**
Newsletter at WebMD.com.

1. NO MORE CRACKS

Aquaphor Healing Ointment, \$14

"I like this product because it can be used for hands, body, and lips. It helps keep skin healthy and moisturized without irritation."

2. SALT LIFE

Kneipp Arnica Mineral Bath Salt - Joint & Muscle, \$20

"Arnica is an essential oil known to soothe achy muscles and joints. This mineral-rich salt soak helps dad relax and decompress after a long day."

3. SMOOTH PROTECTOR

EltaMD UV Clear Broad-Spectrum SPF 46, \$35

"This oil-free facial sunscreen is lightweight and smooth. It contains transparent zinc oxide for superior protection against UVA/UVB light without a chalky residue."

4. START UP

Kiehl's Men's Skincare Starter Kit, \$39

"This full kit is perfect for a man who wants to start a new skin-care routine. It has products to cleanse, shave, and moisturize his face in an easy, step-by-step format."

5. CLEAN SWEEP

SheaMoisture Men Maracuja Oil & Shea Butter Beard Wash, \$10

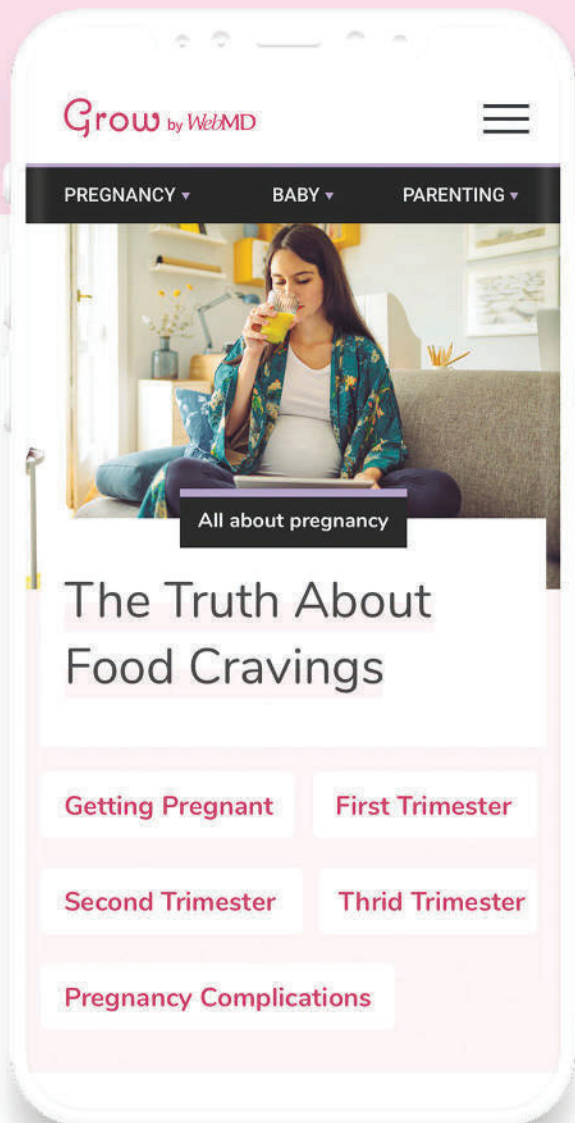
"It's important to keep beards, and the skin underneath, clean and healthy. This wash is an all-natural, lightweight gel cleanser that's tough on grime but soft on strands."

THE OPINIONS EXPRESSED IN THIS SECTION ARE OF THE EXPERTS AND ARE NOT THE OPINIONS OF WEBMD. WEBMD DOES NOT ENDORSE ANY SPECIFIC PRODUCT, SERVICE, OR TREATMENT.




Introducing **Grow** by WebMD

The newest health destination
for pregnancy, baby, and
parenting content



 **grow.webmd.com** Provides
Parents with Essential
Information like:

-  Understanding pregnancy stages
and baby's development
-  Prepping for a healthy delivery
-  First year essentials like feeding,
sleeping, tracking growth, and
interpreting baby's behaviors

Supported by: **Aveeno**
Baby.



DIY Color Like a Pro

YOU CAN DYE YOUR HAIR AT HOME WITH THESE TIPS FROM THE PROS

BY Liesa Goins REVIEWED BY Mohiba Tareen, MD, WebMD Medical Reviewer



Search for the slideshow **Your 'Get Gorgeous' Tour of Hair Color** at [WebMD.com](https://www.webmd.com).

THE THOUGHT OF DYING YOUR OWN HAIR MIGHT SEEM INTIMIDATING—after all, it is permanent or semipermanent—but the pros say it's possible to have salon-quality results at home if you stick to some guidelines. Of course, stylists want you to come see them in a perfect world, but many acknowledge box color has its place.

"At-home color is good for people who have a lot of gray or those who can't get to the salon easily," says Doug Macintosh, color director at Kieran McKenna Salon in New York City. "Coming into a salon isn't always convenient or affordable and that's when a box color is helpful."

Here are top salon colorists' advice for making the most of DIY permanent color so you have the best results at home.

Know when you have to go to the salon.

There are some color jobs that require a pro. "The further away you want to go from your natural color, the bigger reason you need to go to a professional," says Colin Lively, a colorist at Eddy's on

Coventry in Cleveland, OH. Macintosh says that going more than two shades lighter or darker than your natural color sets you up for unpredictable results.

Bleaching or lightening your hair can also be a challenging job for an amateur. "Without knowledge of how color lifts, the density of hair and hair texture, it's hard to gauge how long to leave on bleach to get the result you're looking for," says Nicole Brumley, owner of Kiïro Hair Lab in Springfield, MO. "I've had to fix quite a few mistakes with DIY bleaching, so I wouldn't do home lightening."

Select the right shade.

To match your color, standing under the store's lights won't help much. "It's essential to go outside to see the true color and take a close-up picture of your hair," says Jet Rhys, president of Jet Rhys Hair Salon in Solana Beach, CA. Having that image of your shade in daylight will be helpful to match with the picture on the box, she explains.

Brumley also says your eye color can be a good guide. She says

blue eyes often pair well with cooler hair color shades that have ash or a word that implies blue in the description. For hazel or brown eyes, warmer chestnuts and golden colors are a good complement.

"When in doubt, opt for the lighter shade," Macintosh says. "If the color comes out too dark, you can't lighten it at home but you can always darken it."

Do a patch test.

The boxes all suggest performing a patch test before applying the color to your entire head. Macintosh says this is essential. "You want to make sure you're not allergic to the color because you could have a reaction," he says. His advice is to mix a small amount of the kit, apply it to your skin behind your ear or near your elbow, and wait at least 24 hours to see if you get a rash or any irritation just to be safe.

You might need more than one box.

Your hair length and texture will impact how many boxes of dye you need to completely

color your hair. "For a first-time application you will likely need more than one box because they are designed for touch-ups or regrowth," Lively explains. "If your hair is past your shoulder, buy two boxes to be safe."

Macintosh advises buying more than one box at a time to be prepared. Mix one box and you have the second box handy if you need more color or, worst case, you have a box ready for the next time you need to color.

Prep to avoid stains.

Staining around the hairline is a telltale sign of at-home color. Rhys suggests using Vaseline as a barrier around the hairline and the tops of ears to prevent the dye from adhering to the skin in these areas. Brumley is also an advocate of this technique, but she warns to be very careful to keep the Vaseline away from your hair because it will also block the pigments from getting into your hair.

Upgrade your tools.

While the box kits usually come with gloves, the experts suggest an upgrade for a better

experience. "I advise getting gloves from the drugstore because the gloves in the box are thin, flimsy, and tend to tear," Lively says. "They're not really ideal for dye application."

Some kits contain brushes but investing in a tint applicator brush from a beauty supply store can also help ensure for a seamless application, Rhys says. The brush helps to evenly spread the color on the hair rather than the unpredictable blob that can come out of a bottle nozzle.

Apply like a pro.

Don't try to cover your entire head at once. Section your hair into quadrants, Brumley says. Part your hair from forehead to nape and from ear to ear and clip each of the four separate sections. Then you want to apply the color as close to the scalp as possible. Macintosh says you might want to consider enlisting the help of a close friend who can see where the dye is going. He also advises starting with the back sections because they are darker and more resistant to color, so you'll want to leave the dye on a bit

Continued on page 30

IronCatch™

THE FIRST IRON-FREE SOLUTION FOR IRON DEFICIENCY

IronCatch®'s unique composition increases the efficiency of intestinal iron absorption by 3- to 5-fold, making a normal diet a rich source of iron.

It contains fish oligosaccharides, as well as ascorbic acid, tocopherol acetate, zinc, copper, and folate to support the absorption of iron.

Who should take IronCatch®?

A normal Western diet contains 10 to 20 mg of iron, but only 5% to 10% of this iron is absorbed by the human body. Iron deficiency occurs because of this lack of absorption and not because of a lack of dietary iron intake. IronCatch® helps correct this deficiency.

How quickly does IronCatch® work?

IronCatch® is fast acting. Within 30 days, patients with iron deficiency can achieve significant results, including 50% to 70% improvements in ferritin levels in the blood.

Within 120 days, significant increases in hemoglobin are seen, and the amount of iron absorbed from the diet increases by 3 to 5 times, up to 7 mg per 1000 kcal of food. Both heme and non-heme iron are absorbed, regardless of individual dietary intake.

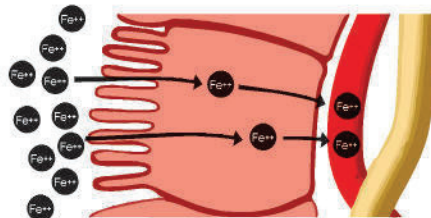
How is IronCatch® used?

The usual dosage of IronCatch® is one tablet before each main meal every day. The dose may be increased to two tablets, if needed. You may also follow your doctor's instructions for use.

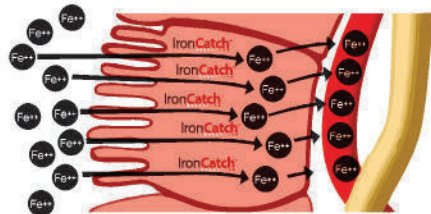
Statements regarding dietary supplements have not been evaluated by the FDA and are not intended to diagnose, treat, cure, or prevent any disease or health condition.

Advertisement

MECHANISM OF ACTION



Iron absorption occurs in the duodenum and the small intestine. Normally, only 5% to 10% of dietary iron is absorbed.

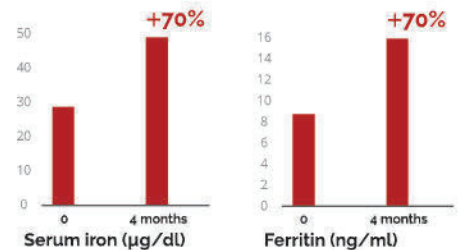


IronCatch® increases iron absorption by 3 to 5 times normal levels. This increased absorption is due to the fish oligosaccharides included in the product and was demonstrated in a Caco-2 cell model.

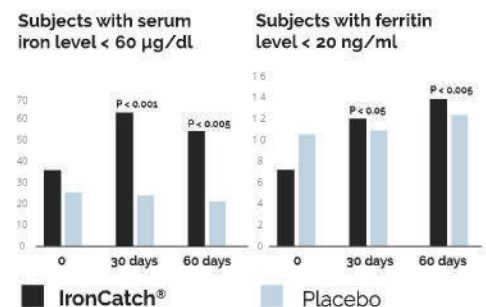
Source: J Nutr. 2004;134:1681-9.

STUDIES

IronCatch® has been evaluated in patients suffering from inflammatory bowel disease (Crohn's disease and ulcerative colitis) with iron deficiency and chronic anemia



IronCatch® was evaluated in 49 women of childbearing age with iron deficiency anemia



For more information visit www.iron-catch.com

Beauty

longer to process.

"When applying the color, make sure you firmly press the color on the root area with the brush," Rhys says. "You want to feel the color on the scalp. You're not going to get good results if you're feathering or lightly pressing on the roots."

Follow the directions.

"Box color is a progressive tint," Macintosh explains. "So the longer you leave it on the longer it develops." You should follow the directions on the box and monitor your hair to see how it's reacting to the dye. And Brumley says you should follow with the conditioner included in the kit. "The conditioners drop the pH of the hair to

close the cuticle so the color will last longer, so you should always use them."

Call for help.

If you don't like the results, it's probably best to seek the advice of a professional rather than try to troubleshoot on your own. Macintosh says you can try the 800 number on the box to seek the manufacturer's recommendations. "The best advice might be to come into a salon and see a professional because you don't want to make it worse," Macintosh says. "If you start doing too much on your own, you risk causing too much damage or putting too much pigment into it so there's not much that can be done to repair the results."

DIRTY SECRET

"I use the same disposable razor for months at a time."



SHAVING TIME.

You shouldn't keep your razor around for more than a month—your blade can dull in just four or five uses depending on how often you shave and how large the areas are. No matter how new a razor is, you should toss it if you see rust spots or the blade looks warped.

STAY SHARP.

As the razor's edge dulls, you have to exert more pressure to slice each hair and that increases the odds you'll nick or cut yourself. Plus, pressing and dragging the dull metal over your skin causes irritation in the form of razor burn. And the longer your shaver sits in a damp shower bacteria and fungus have more opportunity to grow. If one of those microbes enters a cut, you're risking an infection of the hair follicle (folliculitis), impetigo or even cellulitis.

SMOOTH MOVES.

To extend the life of your razor and reduce the risk of irritation, use a shaving cream to diminish friction. Clean it in hot water after each use—taking extra care if you've cut yourself. Store it in an upright position so the blades can dry between uses to ensure you're not providing an environment where bacteria can thrive.

—Papri Sarkar, MD, dermatologist, Brookline, MA

AISLE DO

SMOOTH OPERATOR

IF YOU CRAVE SOFT, SHINY HAIR, WE'VE GOT YOUR BACK. SILKY-SMOOTH LOCKS ARE A CINCH WITH THESE EXPERT-RECOMMENDED SERUMS AND OILS.



PRODUCT PICK

Herstyler Argan Oil Hair Serum (\$16)

"This hair-smoothing serum reduces frizz, loosens tangles, lessens split ends, and restores shine to dry, damaged hair. Many clients I treat for thinning or problem hair truly love this product."

Emmanuel Loucas, MD

founder of Loucas Dermatology & Laser Center in New York City



PRODUCT PICK

OGX Coconut Milk Anti-Breakage Serum (\$7)

"This is my favorite hair serum with coconut oil, which locks in moisture by lubricating and nourishing the hair shaft. It's light, nongreasy, and gives hair a shine."

Rina Allawh, MD

a board-certified dermatologist in King of Prussia, PA



PRODUCT PICK

Amika Blockade Heat Defense Serum (\$25)

"This serum is totally weightless, vegan- and cruelty-free, and safe for color-treated and keratin-treated hair. Using it over time helps with frizz and dryness and gives hair a lot of shine."

Tabitha Fredrichs

an AMA-certified trichologist in Plymouth, MN

THE OPINIONS EXPRESSED IN THIS SECTION ARE OF THE EXPERTS AND ARE NOT THE OPINIONS OF WEBMD. WEBMD DOES NOT ENDORSE ANY SPECIFIC PRODUCT, SERVICE, OR TREATMENT.



PARENTING

Shut-Eye Surprise

DON'T LOSE SLEEP, OVER LOST SLEEP!
FEWER ZZZS MAY BRING GAINS FOR
NEW FATHERS AND THEIR FAMILIES.

SLEEP-DEPRIVED NEW DADS, TAKE A BIT OF COMFORT IN THIS:

Staying up with your new arrival could help you grow closer to your baby and your partner. Researchers studied 140 fathers and 143 mothers of 10-month-olds to assess the impact that daily stressors and daily self-care had on family life. They found that new fathers who slept less than others in those early days of parenthood reported being happier and feeling closer to both their baby and their partner than fathers who caught more ZZZs. (For what it's worth, too little sleep had the opposite effect on new moms.) —SONYA COLLINS

Allergy Alert

BABY'S CRACKED SKIN CAN SOMETIMES OPEN THE DOOR TO ECZEMA, BUT YOU CAN CLOSE IT

BY Sonya Collins REVIEWED BY Hansa Bhargava, MD, WebMD Senior Medical Editor

Search for the article
**Does My Baby Have
Eczema?** at WebMD.com.

DOES YOUR BABY HAVE FLAKY, IRRITATED, CRACKED SKIN? About 1 in 5 kids gets eczema. For some, it's the first symptom of a lifetime of allergies. Infants who have eczema are more likely to develop hay fever and asthma later. Doctors refer to this type of allergic disease progression as "atopic march." How you treat your baby's eczema could make all the difference.

"We believe that cracked skin is the entry point for food allergens, such as peanuts and eggs. Food can get into the skin off the table or off people who eat these foods and then kiss or touch the baby. When the food comes through the skin, it causes an allergic reaction," says Donald Leung, MD, PhD, head of pediatric allergy and clinical immunology at National Jewish Health in Denver.

Doctors don't fully understand what causes eczema. They believe genetics and the child's environment each play a role. But parents can help repair their baby's broken skin barrier and prevent allergens from getting in. This could stop development of future allergies.

In babies, eczema usually shows up as an itchy, red patch on the cheeks, chin, or scalp and the front of arms and legs. If you see these signs,



Leung recommends the "soak and seal" method.

Gently bathe your baby in lukewarm (not hot) water with a gentle cleanser free of soap. Don't scrub irritated skin. Allow your baby to soak for at least 5 minutes.

Lightly pat your baby's skin dry. Within 3 minutes, while the skin is still moist and damp, apply a thick moisturizing ointment or cream. Choose a moisturizer with a high oil content. Avoid lotions with alcohol, which can dry the skin. Look for jellies or creams that don't run. You can repeat this process daily or as needed.

"Soak and seal adds water to the skin and then traps it in," Leung says. "This creates a barrier so that irritants from the environment can't invade."

ASK YOUR DOCTOR

IF YOUR BABY HAS SEVERELY DRY, ITCHY SKIN, PEDIATRIC IMMUNOLOGIST **DONALD LEUNG, MD, PhD**, SUGGESTS YOU ASK YOUR PEDIATRICIAN THESE QUESTIONS.

- Should I "soak and seal" my baby's skin?
- Which skin cream do you recommend?
- When should I introduce solid foods to best prevent food allergies?
- Could products in my household, such as laundry detergents, trigger eczema?

GETTY IMAGES

ADVERTISEMENT



DO YOU KNOW DRY EYE'S DIRTY LITTLE SECRET?

Bacteria on your eyelids can aggravate dry eye symptoms.

Many people are surprised to learn that the very things that are meant to protect their eyes—their eyelids and eyelashes—can contribute to their dry eye symptoms. **That's why 93% of eye doctors recommend eyelid cleansing** to promote overall ocular health. Eyelid cleansing is particularly helpful for those suffering from dry eye, blepharitis, eyelid irritation, gritty eye sensations, and crusted eyelids.

Try TheraTears® SteriLid® Antimicrobial Eyelid Cleanser, the first FDA-accepted antimicrobial eyelid cleanser.

- **Kills 99.9%** of bacteria*
- A **pH-balanced** formula that's gentle on the eyelids
- A convenient, **over-the-counter** solution as effective as a prescription
- **Available** in the eye care aisle



To receive
valuable coupons
visit theratears.com

*Antimicrobial



Anxious Kids

HOW TO TALK WITH YOUR CHILDREN ABOUT THE CORONAVIRUS

BY Stephanie Watson

REVIEWED BY Hansa Bhargava, MD, WebMD Senior Medical Editor

WE LIVE IN ANXIOUS TIMES. Even for an adult, the constant bombardment of news about the coronavirus and its death toll is stress-provoking. How you respond to the situation can affect your children's reaction, too.

"Kids take their cues from their parents," says Julian Ford, PhD, professor in the Department of Psychiatry at the University of Connecticut Health Center. "They're going to be affected primarily by what their parents are feeling and what they see and hear in the media."

Kids don't need to know all the scary details about how the virus spreads. They're most interested in learning whether your family has a plan to deal with the coronavirus.

Given the uncertainty surrounding this disease, it's impossible to answer the question, "Are we going to be OK?" with a simple "yes." Instead, focus on what protective plans you've put in place to ensure that they, and everyone else in the family, stays safe—like frequent handwashing and keeping everyone home from work and school. "Focus on what's being done to help, rather than saying everything's going to be fine," Ford says.

When your kids come to you with their fears, respond with questions. "The best place to start is for parents to say, 'Tell me what you've heard and tell me what you're worried about,'" he adds. Only by knowing the source of their information can you judge whether the fear is overblown ("I read on Snapchat that every old person is going to die") and needs to be defused, or

whether it's a genuine worry you should address.

Be honest, but also comforting. Emphasize that most people who get the virus, and especially children, have a mild case and fully recover. And those who do get very sick can be treated in a hospital.

Let your child know that, even as the family adapts to the problem, you'll keep some things the same. Try to stick with familiar routines—consistent wake times and bedtimes, and assigned times for learning and free play.

While it can be hard to entertain kids all day without screens, limit how much time they spend on their devices. Be especially vigilant about social media, where kids can see things that are unnecessarily frightening. Encourage your children to use the time they do spend online in more positive ways. Look for fun activities you can do together as a family, or encourage them to send positive messages to their friends online, Ford suggests.

Most importantly, don't let yourself get burned out. Take time for self-care so that you'll have enough of yourself left over for your children. "They tend to get more anxious if they see that their parent is feeling the burden," Ford says.

Take little moments each day to reinforce a sense of closeness with your kids. Just sitting on your child's bed and ruffling their hair lets them know you're there and that you love them. "The whole idea is that, while we're socially distancing, we really need to make sure that we're not emotionally distancing," Ford says.

SIGNS OF THE TIMES

KIDS REACT DIFFERENTLY TO SCARY SITUATIONS. SADNESS AND TEARS AREN'T THE ONLY SIGNS THAT YOUR CHILD IS IN DISTRESS. ALSO WATCH FOR SYMPTOMS LIKE THESE:

- Unexplained headaches, stomachaches, or other pains
- Irritability or acting out
- Reverting to behaviors they've outgrown, like wetting the bed
- Not eating or sleeping well
- Doing poorly in school or avoiding classes
- Using alcohol or drugs

If you notice these signs, call your child's pediatrician or ask a mental health professional for advice.



Find **coronavirus** updates on [WebMD.com: www.webmd.com/coronavirus](https://www.webmd.com/coronavirus)

Math Myths

ARE BOYS REALLY BORN TO BE BETTER AT MATH? MOUNTING RESEARCH SUGGESTS NO, BUT GENDER STEREOTYPES PERSIST AMONG TEACHERS AND PARENTS.

BY Lisa Marshall REVIEWED BY Hansa Bhargava, WebMD Senior Medical Editor



ARE BOYS INNATELY BETTER AT MATH AND SCIENCE?

The question has generated heated debate for decades, with some researchers theorizing that differences in brain activity and hormones give males a mathematical edge from the start.

But new first-of-its-kind research spying on the brains of children while they do math may say otherwise.

"There has been a lot of lore around the potential of boys and girls, but it really hadn't been tested at the neurobiological level," says Jessica Cantlon, PhD, a professor of developmental neuroscience at Carnegie Mellon University in Pittsburgh. "We're finding that the science doesn't align with the folk beliefs."

For one recent study, Cantlon used functional magnetic resonance imaging (fMRI) to scan the brain activity of 104 children, ages 3 to 10, while they watched educational videos and did math problems. When they compared which brain regions lit up, how much, and in what patterns, they found no statistical differences between boys and girls. And when they assessed the children's level of brain maturity, specifically in areas associated with math, boys and girls were similar.

In a previous study of 500 children ages 6 months to 8 years, Cantlon found that even in infancy boys and girls were equally interested in concepts involving numbers, and there were no substantive gender differences

BY THE NUMBERS

24% Percentage of jobs in science, technology, engineering, and math (STEM) in the United States that were held by women in 2015, the most recent year of data available. That number has remained flat since 2009.

36% Percentage of science-related undergraduate degrees awarded to females in the U.S. in 2016.

12% Percentage of scientists played in U.S. movies are women.

2x Twice as many males as females score in the top 5% on standardized high school math tests.

in older children's ability to count or understand school-based math concepts.

Yet as early as third grade, previous research shows, a gender gap begins to emerge. By high school, boys generally score higher on math in standardized tests, although not by much. By college age, only about a third of female students in the United States pursue degrees in math and science, and by the time they reach the workforce, men outnumber women in the sciences 4 to 1.

"It raises this question of: If boys and girls start out with similar behaviors and similar brain mechanisms, what is leading them to pursue STEM (science, technology, engineering, and math) degrees at such different rates later in life?" she asks. "The arrows are pointing to social factors."

WHERE PARENTS AND TEACHERS COME IN

Numerous studies have shown that boys and girls are treated differently at home and in the classroom when it comes to math and science.

"The perception is so strong that science and math is for boys that it gets passed on through our culture," says Jo Boaler, PhD, a professor in the Graduate School of Education at Stanford University in California.

One 2015 study showed parents spend significantly more time playing with blocks, puzzles, and other "building toys" with boys, fostering important "spatial reasoning ability" that is key for success in the STEM fields. Other studies show teachers spend more time explaining math and science concepts to boys in the classroom. And one recent study found even today teachers tend to grade boys higher in math class and steer them toward harder classes.

Meanwhile, other studies have found that the way a mother recalls her own math experience can have a significant impact on a daughter's attitudes about math, Boaler says.

"When mothers say to daughters, 'I was never good at math,' their achievement goes down."

Pop culture, and some notable public statements, have helped perpetuate the idea that girls are bad at math.

When Mattel first rolled out its Teen Talk Barbie in 1992 it was programmed to utter the phrase, "Math class is tough." Thirteen years later, Harvard's then-President Lawrence Summers contended at a conference that differences in "intrinsic aptitude" were to blame for the gender gap in science. And in 2018, a famous Italian physicist stood before a room full of scientists at a conference and declared that "physics was invented and built by men."

Even today, according to a recent report by the World Economic Forum, fewer than 12% of on-screen characters with identifiable science-related jobs are women. And if you ask a little girl to draw a mathematician, she's significantly more likely to draw a man than a woman.

4 TIPS

TO ENGAGE GIRLS IN SCIENCE AND MATH
JO BOALER, PhD, A PROFESSOR IN THE GRADUATE SCHOOL OF EDUCATION AT STANFORD UNIVERSITY, RECOMMENDS THE FOLLOWING:

1. RESIST STEREOTYPES OF GIRL TOYS AND BOY TOYS

The new STEM-themed Barbie series is great, but math- and science-themed toys and games are also great for girls.

2. DEVELOP SPATIAL AWARENESS

Play with blocks, puzzles, and other building toys that can develop this skill, necessary for work in the sciences.

3. BE WITH GIRLS

Consider an all-girl camp for your daughter. Some research suggests that when boys are not around, girls feel more confident exploring math and science.

4. BE POSITIVE

Avoid negative talk about your own experiences with math. Research shows if you express that you hated it or were no good at it, it rubs off.

Some progress has been made.

For instance, Mattel recently rolled out a new line of STEM-related Barbies, including a robotics engineer, an astronaut, and a computer programmer.

And numerous programs have sprung up to boost girls' involvement in science.

Boaler, who founded youcubed.org to do just that, says while she rejects the idea that boys are born with a head start in math, males and females do learn differently, with girls doing better when they can see the broader impact of what they are learning, or when they can learn in the absence of boys.

"In mixed classes, girls often can get inhibited," she said. "They feel like their ideas are not being heard."

For Cantlon, the Carnegie Mellon professor, just recognizing our own stereotypes can be a great step forward.

"Even the most well-meaning of us have gender biases that we have inherited over time," she says. "Being aware of those and how we interact with boys and girls differently around intellection subjects is really important."



Dinnertime Dangers

SOME OF YOUR FAVORITE FOODS COULD MAKE YOUR PETS VERY SICK

BY Jodi Helmer

REVIEWED BY Will Draper, DVM,
WebMD Medical Reviewer

THE NEXT TIME YOU'RE TEMPTED to slip your pet a piece of food from your plate, think twice.

Some of your favorite foods, including boneless chicken, cheese, cauliflower, and apples are safe for your dog or cat, but some human food can make pets quite sick.

"Xylitol [an artificial sweetener in foods like peanut butter, ketchup, and gum] is very dangerous for dogs," says Lori M. Teller, DVM, veterinarian and clinical associate professor at Texas A&M College of Veterinary Medicine. "A very small quantity can kill a large dog very quickly."

Foods like avocado, grapes, macadamia nuts, onions, garlic, yeast dough, and meat with bones are also unsafe for pets. In cats, an all-fish diet can lead to an overabundance of vitamin A, which affects the liver, Teller says.

If your pet eats something potentially dangerous, call your vet right away. Teller notes that treatment options depend on the food and amount consumed and range from inducing vomiting to medications that control diarrhea to doses of activated charcoal that help prevent absorption of toxins.

It's not just specific foods that pose problems; quantity matters, too. Too many table scraps could cause weight gain. The Association for Pet Obesity Prevention notes

that 60% of cats and 56% of dogs are overweight or obese, increasing the chances of diabetes, osteoarthritis, and shortened lifespan.

"You need to be conscious of how many calories you're adding to your pet's diet," Teller says. "If you only feed your pets human foods, they would not be getting all of the micronutrients in the right balance."

Offering small quantities of certain fruits, vegetables, and boneless meats might be all right occasionally, but Teller notes that when it comes to meals, pet food is best.



4 QUESTIONS

ASK YOUR VETERINARIAN ABOUT FOOD DOS AND DON'TS, SAYS **LORI M. TELLER, DVM.**

Q Which "people" foods are safe for pets?

Dogs and cats have different reactions to human foods. "Talk to your veterinarian," Teller says. "They can give you an idea of safe and unsafe foods and advice about quantities."

Q How much is too much?

Human foods should be offered as treats, not meals, and treats should make up no more than 10% of the calories in your pet's diet, Teller says.

Q What should I tell my vet about a food my pet consumed?

Be prepared to describe what your pet ate (and how much). "If you still have the packaging, bring it with you," Teller advises.

Q Who can I call if the vet's office is closed?

The ASPCA Animal Poison Control Center has experts on call 24/7 to answer questions about potentially poisonous substances, including foods.

*Bright
Shiny &
Energized*

In just 28 days.

Purina ONE® can make a healthy eye-opening difference through powerful combinations of natural ingredients with added vitamins, minerals and nutrients.

ONE visibly healthy pet.

*Take the 28-Day Challenge
at ONE28DayChallenge.com*

NATURAL



**LAMB & RICE
FORMULA**



Your Pet, Our Passion.®




FIT for a

King

OSCAR- AND EMMY-WINNING ACTOR REGINA KING,
WHO PLAYS A SUPERHERO VIGILANTE IN *THE WATCHMEN*,
IS STRONGER THAN EVER—INSIDE AND OUT

BY KARA MAYER ROBINSON REVIEWED BY BRUNILDA NAZARIO, MD, WEBMD SENIOR MEDICAL EDITOR



In any given episode of *Watchmen*, the HBO series where masked vigilantes take on white supremacists in an alternate universe, actor Regina King may shatter a solid glass door, chase down a high-speed runner, or single-handedly push a casket into a grave. King plays police detective Angela Abar, aka Sister Night, a superhero vigilante who pursues villains in the name of justice. Getting physical and kicking butt is all in a day's work.

Here's the fun part: King is 49, or as she likes to say, almost half a century. Sure, there are moments when she defers to her stunt double, knowing her body doesn't recover like it did at 25, but she's a physical person by nature and being fit is a given. "I'm a great example of the idea that you are how you feel," King says. "If you feel old, then you are. If you feel young, you're young."

At a time when many actors, especially women of color, find good roles hard to come by, King is at the top of her game, playing complex female characters and receiving accolades for her work. She recently won a Critics' Choice Award for best actress in a drama series for *Watchmen*, an Oscar for best supporting actress for the film *If Beale Street Could Talk*, and three Emmy Awards for two television series: *Seven Seconds* and *American Crime*.

While King is hardly new to the game—her first acting job was on the 1980s sitcom *227*—her career has steadily climbed from supporting roles in movies and television series like *Jerry Maguire*, *Boyz in the Hood*, *Southland*, and *24* to full-on movie star.

sore when they work out? I get sore if I'm not working out," she says.

King's normal fitness routine centers on personal trainer-led workouts three times a week. "I do well with a trainer because it makes me get up and go. I don't like spending money and wasting it," she says.

While she used to lift weights, now she opts for exercises that use her body weight, like resistance training and plyometrics. That's perfect for an onscreen superhero, says Eva Barrington, CPT, co-owner of Bolder Fitness in Los Angeles. "To get that lean, sculpted, strong body, you need resistance training in your regimen," she says.

Bodyweight exercises like lunges, crunches, and push-ups build strength quickly and effectively. Plyometrics, which are explosive exercises like squat jumps and burpees, are great for building power and stamina while torching calories, Barrington says.

King also hikes the hills near her Los Angeles home with her dog, a 14-year-old Shepherd-Labrador-Akita mix. It's a cardio workout that fires up her calves, glutes, hamstrings, quads, and hip stabilizers, Barrington says. King's best advice for getting in shape? "Get a dog. It's built-in exercise," she says. "Not a cat. A dog. And not a little lap dog who'll just walk to the corner."

Healthy eating habits also keep King in peak condition. "Every morning I have half an avocado and a big, giant bowl of mixed green vegetables," she says. Often in the mix are green beans, broccoli, kale, sugar-snap peas, and spinach. A glass of green juice completes the meal.

Lunch is typically a big salad topped with a protein like



“If you feel old, then you are.
If you feel young, you're young.”

Recently, King has also stepped behind the camera, directing TV shows like *This Is Us*, *Scandal*, and *Insecure*; and her first feature film, *One Night in Miami*, an adaptation of the Kemp Powers play about a pivotal gathering between Cassius Clay (later known as Muhammad Ali), activist Malcolm X, singer Sam Cooke, and football star Jim Brown.

STAYING POWER

As physically demanding as playing a superhero can be, King says directing *One Night in Miami*, which was filmed recently in New Orleans, was even more grueling.

"You're using so much more brain power," she explains. "There's shooting and there's prep. A typical day probably runs 16 hours." In her limited downtime, her first priority was sleep. She scraped together time for stretching, but full-blown workouts were elusive.

That was challenging because when King doesn't exercise, she feels off. "You know how some people get

fish or lamb. Dinner varies and depends on where and when she's filming. King tries not to snack, but she believes in balance. "It's OK if you want to eat a cookie," she says.

She's quick to add that everyone's different. Just because these eating habits work for her doesn't mean they're right for everyone. "My overall thoughts are to pay attention to my body and my mind, and not to compare myself to someone else," she says.

STAYING IN CONTROL

Eating well isn't only important for King's work. It's vital for her life. "High blood pressure runs on both sides of my family," she says, adding that high cholesterol, which is linked to high blood pressure, also runs on her mother's side. "My eldest sister passed away from blood pressure-related issues."

High blood pressure, or hypertension, is often called the "silent killer." "Most of the time, there are no obvious symptoms," says Suzanne Steinbaum, DO, a preventive



TOP IF BEALE STREET COULD TALK

RIGHT WITH COLMAN DOMINGO IN IF BEALE STREET COULD TALK

LEFT WINNING AN ACADEMY AWARD FOR BEST SUPPORTING ACTRESS IN IF BEALE STREET COULD TALK

BOTTOM WATCHMEN



cardiologist from New York and national Go Red for Women volunteer. “When left untreated, high blood pressure can be a significant contributing factor to heart attack, stroke, and other heart health threats, including death.”

Tens of millions of Americans have high blood pressure. It may be caused by lack of exercise, unhealthy diet, being overweight, poor sleep, too much alcohol, high cholesterol, diabetes, smoking, and stress. It also runs in families. “If your parents or another relative like a grandparent or sibling has high blood pressure, there’s an increased chance that you may develop it, too,” Steinbaum says.

It’s a common misconception that it rarely affects women. “However,” Steinbaum says, “nearly half of all

adults with high blood pressure are women, and 56% of African American women over age 20 have it.”

Many people don’t know they have high blood pressure. The easiest way to find out is to see a doctor. If you have it, you can manage it by knowing your numbers, working closely with your doctor, and making healthy lifestyle choices like eating well, exercising, and quitting smoking. “For some people, medication is needed,” Steinbaum says.

“I was able to keep my blood pressure and cholesterol down with diet until about a year ago,” King says. “Now I take a really small dose of Lipitor. That helps keep it at normal levels.”

MAINTAINING PERSPECTIVE

Rounding out King’s healthy lifestyle are weekend massages and stress management techniques like deep breathing.

When a day doesn’t go as planned, or when she can’t step away from a film set to regroup, she relies on slow breathing. “It’s breathing in for 8 seconds, holding it for 8 seconds, then releasing it for 8 seconds,” she says. “I do that all the time. All my life.”

King learned the technique from a book her mother once gave her, *The Little Me and the Great Me*, which teaches children when they’re on the verge of misbehaving to breathe in their higher self and breathe out their smaller self.

It came in handy when she was deep in production on *One Night in Miami* and missing her son, Ian, 24, who lives in Los Angeles. When certain scenes left her raw and emotional, she’d flash to her son and crave a comforting hug. Instead of crying in a corner, she says, she simply breathed.

King and Ian have a unique relationship. “I was 25 when I had him, so I grew up with my son,” she says. Remember what King said earlier about not comparing herself to others? That’s a lesson she learned back then.

When Ian was a toddler, she questioned her parenting skills based on other people’s opinions. But when he was 3 or 4, that changed. King’s friends, who had older children and were confident about parenting, advised her to shift her mindset. “Don’t let someone else tell you how you should be mothering your child,” they said. “Every child is different. What works for one child doesn’t work for another.”

This resonated deeply. And it reinforced what her mother had always taught her: Be yourself and use your voice. It’s still a guiding principle. But her voice isn’t the only one she’s interested in. King actively seeks diverse perspectives—not as a barometer of how she’s doing, but for a deeper understanding of others and a richer experience of the world.

“You don’t want to just surround yourself with people that are like you and have the same taste as you,” she says. “To expand your experiences and get a better understanding of other people’s experiences, it’s necessary to put yourself in situations where you’re meeting people from different places.”

And so, as King gets into costume and readies herself for a particular scene, whether she’s playing a vigilante or a real-life director, one thing’s for sure. Her preparation for the role is a compilation of experiences and insights she’s gained over the years.

“The beauty of it all is the wisdom,” King says. “I’ve made it almost half a century, and I’m able to employ the wisdom that I’ve gained along the way.”

Heart-Healthy LIFESTYLE CHOICES

To keep your blood pressure in check, try these tips from the American Heart Association.

- **Eat well.** Strive for a diet that’s rich in fruits, vegetables, whole grains, lean protein, low-fat dairy products, nuts, legumes, and healthy oils.
- **Eat less salt.** Foods that are high in sodium can raise your blood pressure.
- **Limit foods that put you at risk.** That includes saturated fats and trans fats, which are known to raise your cholesterol, as well as red meat, sweets, and sugary drinks.
- **Be active.** Exercise isn’t just great for managing your weight and lowering your stress. It strengthens your heart and helps you control high blood pressure.
- **Manage stress.** There may be a link between stress and high blood pressure. Stress can also lead to drinking and poor eating habits, both of which bump up your risk.
- **Lose weight.** If you’re overweight, even a small change goes a long way. Losing just 5 to 10 pounds can lower your blood pressure.
- **Quit smoking and limit your drinking.** Smoking puts you at a higher risk of heart attack and stroke. Too much alcohol may raise your blood pressure.
- **Partner with your doctor** to monitor your blood pressure, make healthy lifestyle choices, and manage your medication.



WE ARE THE RHODES / TRUNK ARCHIVE



INSIDE LOOK

What happens to **your body**
if you're **infected**

BY WEBMD EDITORIAL STAFF

REVIEWED BY NEHA PATHAK, MD, WEBMD MEDICAL EDITOR

THE CORONAVIRUS THAT'S RESPONSIBLE FOR THE 2019/2020 PANDEMIC CAUSES AN ILLNESS called COVID-19. Here's how it attacks your body.

The coronavirus gains entry through your eyes, nose, or mouth. It then grabs onto your cells by latching its spiky surface proteins to receptors on normal cells, especially those in your lungs.

Specifically, the viral proteins bust into cells through the receptors called ACE2 on the cell's surface.

Once inside, the coronavirus hijacks your healthy cells and takes over command. Eventually, the virus kills some of the healthy cells.

WHAT HAPPENS AFTER AN INFECTION

COVID-19, the illness caused by the coronavirus, starts in your respiratory tract. That's the airway between your mouth, nose, throat, and lungs. It's the same place that the common cold attacks. But

COVID-19 can become more serious than the common cold, because it's more likely to get deeper into your respiratory tract, including into your lungs. That's because your lower airways have more ACE2 receptors.

When your body spots the virus, your immune system counterattacks. One sign of that is a fever. You might have a cough, too. That's your body's usual response to something in the airways that shouldn't be there.

For most people, the symptoms end here. More than eight in 10 cases are mild. But for others, the infection gets more severe.

CORONAVIRUS AND YOUR LUNGS

Think of your respiratory tract as an upside-down tree. The trunk is your trachea, or windpipe. It splits into smaller and smaller branches in your lungs. At the end of each branch are tiny air sacs called alveoli. This is where oxygen goes into your blood and carbon dioxide comes out.

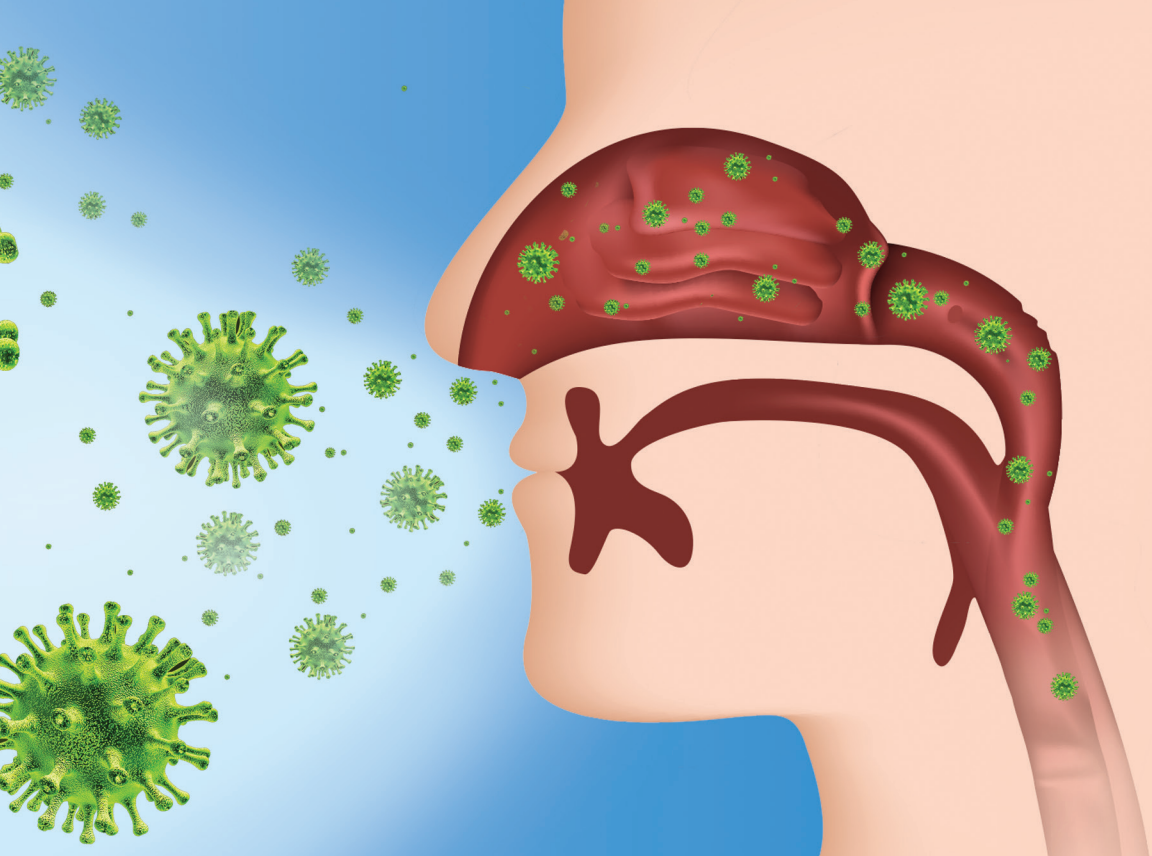
WHEN COVID-19 GETS SERIOUS

As the infection reaches your lower respiratory system, including your lungs, it can be hard for you to breathe. This is when more serious medical problems can crop up.

For example, many viral infections can cause pneumonia. This infection makes your airways swell and your lungs fill with fluid. In the most severe cases, fluid in the lungs can lead to acute respiratory distress syndrome, or ARDS. People who get this condition are usually already in the hospital for the illness that caused it. ARDS makes it difficult or impossible to breathe.

As fluid collects in the lungs, they can't carry as much oxygen to your blood. That means your blood may not supply your organs with enough oxygen to survive. This can cause organs like your kidneys, lungs, and liver to shut down and stop working.

Not everyone who has COVID-19 develops these serious complications. And not everyone needs medical attention. But if your symptoms include trouble breathing, you need emergency help.



The new coronavirus can infect the upper or lower part of your respiratory tract. It travels down your airways. The lining can become irritated and inflamed. In some cases, the infection can reach all the way down into your alveoli. Some people have pneumonia, a lung infection in which the alveoli are inflamed.

Doctors can see signs of respiratory inflammation on a chest X-ray or CT scan. On a chest CT, they may see something they call “ground-glass opacity” because it looks like the frosted glass on a shower door.

About 14% of COVID-19 cases are severe, with an infection that affects both lungs. As the swelling gets worse, your lungs fill with fluid and debris.

You might also have a more serious case of pneumonia. The air sacs fill with mucus, fluid, and other cells that are trying to fight the infection. This can make it harder for your body to take in oxygen. You may have trouble breathing or feel short of breath. You may also breathe faster.

In critical COVID-19—about 5% of total cases—the infection can damage the walls and linings of the air sacs in your lungs. As your body tries to fight it, your lungs become more inflamed and fill with fluid. This can make it harder for them to swap oxygen and carbon dioxide. In the most critical situation, your lungs will need help from a machine called a ventilator to do their job.

CORONAVIRUS AND YOUR HEART

Coronavirus mainly attacks the lungs, but people with heart conditions also have reason to be concerned. For one thing, people who already have heart disease or high blood pressure are more likely to catch the virus and to have more severe symptoms from it. Early data from China suggest that 40% of people who were hospitalized for COVID-19 had pre-existing heart disease or a previous stroke.

The virus is especially dangerous to older adults with heart disease. Both age and heart disease can weaken the immune system, leaving it less able to fight off the virus.

Once someone does get infected, the disease damages the lungs, making them less able to provide oxygen-rich blood for the body. As a result, the heart has to work harder to pump out as much oxygenated blood as possible.

That extra work can quickly overwhelm an organ that’s already been damaged by heart disease. The virus can also dislodge fatty buildups called plaques in the arteries. If pieces of those plaques become stuck in arteries that feed the heart, it could lead to a heart attack.

BY THE NUMBERS

4 to 5
DAYS

Average time between exposure to coronavirus and when symptoms appear.

80%

Percentage of people who get a mild illness when they’re infected.

14%

Percentage of people who have more severe symptoms, including shortness of breath.

5%

Percentage of people who become critically ill, with organ or breathing failure.

COLLATERAL DAMAGE

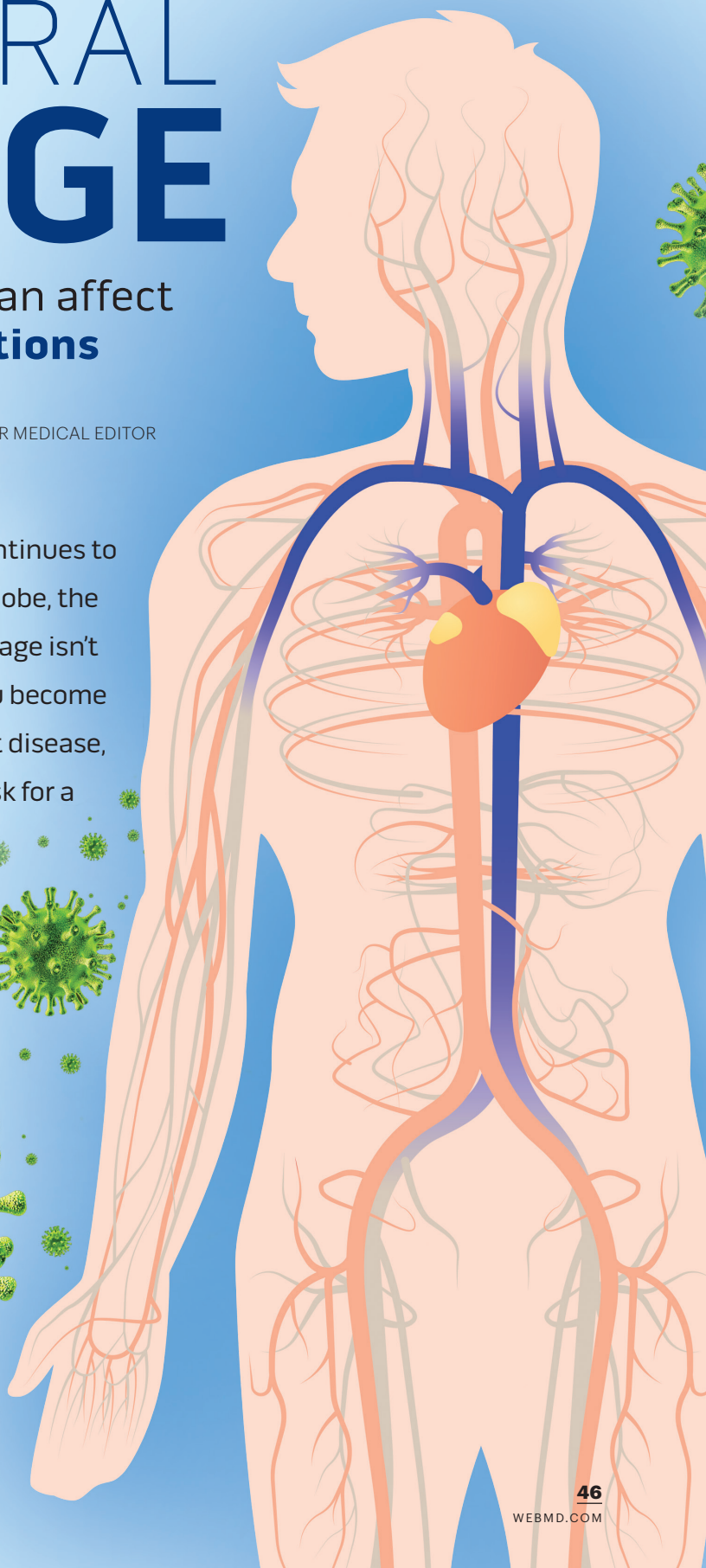
How the **coronavirus** can affect
other **health conditions**

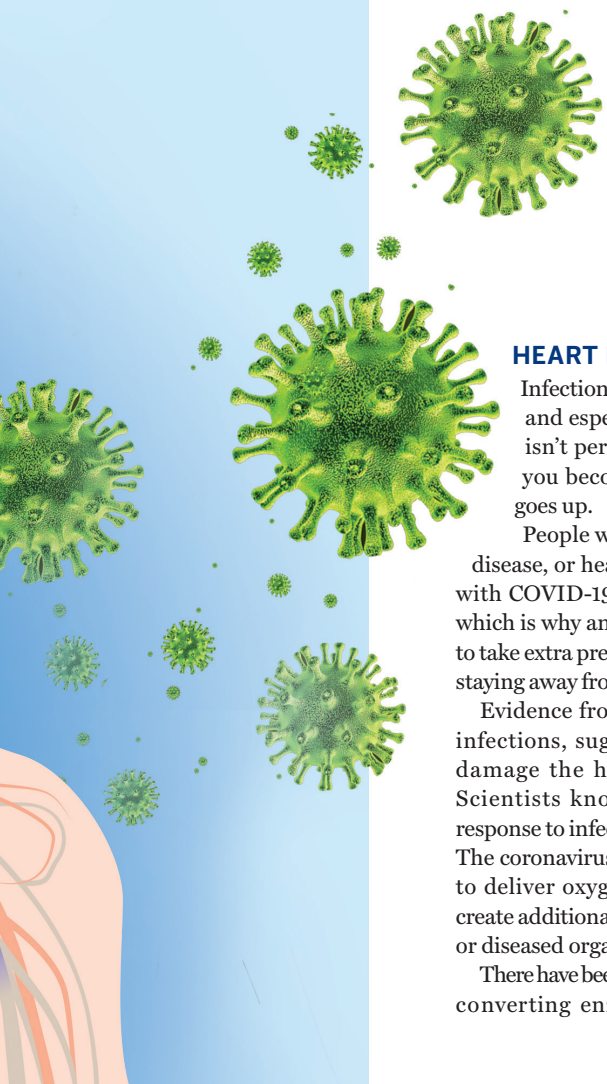
BY WEBMD EDITORIAL STAFF

REVIEWED BY BRUNILDA NAZARIO, MD, WEBMD SENIOR MEDICAL EDITOR

As the coronavirus that causes COVID-19 continues to spread across the country and around the globe, the main concern has been for older adults. But age isn't the only factor that determines whether you become severely ill. Having other diseases, like heart disease, diabetes, and asthma, can also put you at risk for a worse outcome.

Here's what you need to know if you live with one of these chronic conditions.





HEART DISEASE AND HIGH BLOOD PRESSURE

Infections put extra strain on the body, and especially the heart. If your heart isn't perfectly healthy, the chances of you becoming more severely affected goes up.

People with high blood pressure, heart disease, or heart failure seem to get sicker with COVID-19 compared to healthy people, which is why anyone with heart disease needs to take extra precautions to stay well, including staying away from others who may be infected.

Evidence from China, the site of the first infections, suggests that coronavirus may damage the heart by killing heart cells. Scientists know that the body's physical response to infections can overstress the heart. The coronavirus also limits your lungs' ability to deliver oxygen to your heart, which can create additional stress on an already damaged or diseased organ.

There have been some reports that angiotensin converting enzyme (ACE) inhibitors and

angiotensin receptor blockers (ARBs) used to treat high blood pressure increase coronavirus complications. The theory is based on the fact that ACE inhibitors and ARBs raise levels of an enzyme called ACE2 in your body. To infect cells, the COVID-19 virus must attach itself to ACE2.

Until more research comes out, the American College of Cardiology and the American Heart Association recommend that you keep taking your high blood pressure medicine as prescribed. If you don't, it could increase your risk for a heart attack or stroke, putting you in the hospital just as coronavirus cases are coming in.

If you do get infected with coronavirus, contact your doctor for instructions. Your treatment may vary depending on your specific type of heart disease. For example, if you have heart failure, you may need extra monitoring for excess fluid buildup while you're ill. Also ask your doctor which over-the-counter remedies are safe for you to take.

HOW TO PROTECT YOURSELF

Everyone needs to be extra cautious to stay healthy, but that's especially true for people with chronic health conditions. If you have one of these diseases, keep it under good control with your doctor's help.

Also use common-sense measures. Stay up-to-date with all your vaccinations, including the flu and pneumococcal vaccines. Avoid large crowds. Wash your hands frequently for 20 seconds at a time. And avoid touching your nose and mouth.

Keep up your good health habits. Continue to exercise, eat nutritious food, and use the stress management techniques that work for you.

Check your medication supply, and make sure you have enough stocked to last for an extended period of time. Ask your doctor or health insurance plan provider if you can order more than a 30-day supply.

If you have coronavirus symptoms such as a fever, coughing, or difficulty breathing, contact a doctor as soon as possible. In the meantime, self-quarantining is your safest option. If your symptoms don't improve, contact your doctor or your local health department for COVID-19 testing.



DIABETES

Early studies showed that about 25 percent of people who went to the hospital with severe COVID-19 infections had diabetes. Those with diabetes were more likely to have serious complications and to die from the virus. One reason is that high blood sugar weakens the immune system and makes it less able to fight off infections.

Your risk of severe coronavirus infection is even higher if you also have another condition, like heart or lung disease. If you do get COVID-19, the infection could put you at greater risk for diabetes complications like diabetic ketoacidosis (DKA). DKA happens when high levels of acids called ketones build up in your blood. It can be very serious.

Social distancing and shelter-in-place rules may make it harder to get the supplies you need. Stock up on enough goods to last you for a couple of weeks, in case you get quarantined. Make sure you have:

- Enough food, especially healthy carbs like whole-wheat crackers, vegetable or noodle soups, and unsweetened applesauce
- Simple carbs like honey, sugar-sweetened soda, fruit juice, or hard candies in case your blood sugar dips
- The maximum number of refills you can get of your insulin and other medications
- Extra glucagon and ketone strips
- Phone numbers for your doctors and health insurance company

Ask your doctor how often to check your blood sugar and ketones, how to adjust your diabetes medicines if you're sick, and what cold and flu remedies are safe for you to take. Some over-the-counter medicines that relieve virus symptoms like fever or cough can affect your blood sugar levels.

Call your doctor if you get coronavirus-like symptoms such as a dry cough, fever, or shortness of breath. Have your most recent blood sugar and ketone readings available to share with your doctor.



GETTY IMAGES

ASTHMA AND COPD

For people with asthma or COPD, infection with the virus could lead to an asthma attack, pneumonia, or other lung disease. If you do get sick, your symptoms could be worse because you already have problems breathing.

Stay home as much as possible to lower your chance of coming into contact with the virus. Keep taking your asthma medicine. Ask your doctor, pharmacist, and insurance company if you need an emergency supply of prescription asthma medicines. Know how to use your inhaler, clean your nebulizer well, and stay away from asthma triggers like smoke, allergens, and air pollution.



COMPLICATIONS

Most people get a mild version of COVID-19. But if you're older or you have another illness, you're at higher risk for the serious form of the disease. About 1 in 6 people will have complications, including some that are life-threatening.

- **Acute respiratory failure.** This happens when your lungs don't pump enough oxygen into your blood or don't remove enough carbon dioxide from your blood.
- **Pneumonia.** When you have this infection, the air sacs in your lungs become inflamed, making it harder to breathe.
- **Acute respiratory distress syndrome (ARDS).** With ARDS, the lungs are so severely damaged that fluid begins to leak into them. As a result, the body has trouble getting oxygen into the bloodstream. You may need mechanical help to breathe, such as a ventilator, until your lungs recover.
- **Acute cardiac injury.** It's not clear whether the virus itself affects the heart, or if the damage occurs because the illness causes so much stress on the body. COVID-19 could cause heart problems that last long after people have recovered from the coronavirus infection.
- **Secondary infection.** A secondary infection means that you get an infection unrelated to the first problem you had. Sometimes a person fighting off or recovering from a virus gets infected by bacteria like strep or staph.
- **Septic shock.** Sepsis happens when your body's reaction to an infection misfires. The chemicals released into your bloodstream to battle the illness don't trigger the right response, and instead damage your organs. If the process isn't stopped, you can go into what's called septic shock, which can be fatal.



CLEAN ROUTINE

Keep your **home** **hygienic** in
the era of **coronavirus**

BY WEBMD EDITORIAL STAFF

REVIEWED BY MICHAEL W. SMITH, MD, WEBMD CHIEF MEDICAL EDITOR

THE CORONAVIRUS CAN LIVE ON SURFACES FOR several hours and sometimes days (at least in the laboratory). Although it's not the most common transmission route, theoretically if someone in your family touches a surface the virus has contaminated, they could get the infection by touching their mouth, nose, or eyes, or potentially pass it to someone else by shaking hands or hugging. That's why it's important to disinfect surfaces to get rid of the virus.

Clean surfaces your family often touches thoroughly and regularly. This includes objects

that frequently come into contact with hands, such as tables, doorknobs, light switches, countertops, handles, desks, nightstands, phones, keyboards, toilets, faucets, and sinks. Also, clean any surfaces that may have blood, stool, or body fluids on them.

If you have gloves available, wear them when you clean. Disposable gloves are best. Throw them out after each use. If you only have reusable gloves, reserve them for cleaning only.

A number of home cleaning products may be effective against the virus.

HOUSEHOLD DISINFECTANTS

Disinfect surfaces regularly, especially if someone in your household is sick. A regular household disinfectant should work, but don't apply it straight to a dirty surface. Use detergent or soap and water first to clean the area and remove any dirt or grime. Once you spray the disinfectant, wait a beat. Then wipe off the area with a wet cloth.

"An important general rule is that you shouldn't immediately wipe a cleaning solution off as soon as you've applied it to a surface. Let it sit there long enough to kill viruses first," Rutgers University professor and food microbiologist Donald Schaffner said in a university news release.



BLEACH

You can use household bleach solutions to effectively kill coronavirus. Make sure that the product is safe to use on the surface you're treating, use it only in a well-ventilated area, and follow the instructions on the label. Also make sure the product hasn't expired. If so, it won't work as well. To make a bleach solution, mix 1/3 cup of bleach per gallon of cold water. Use the solution within 24 hours, because its disinfecting ability will fade with time. Keep the surface wet for at least one minute, and then thoroughly dry it to ensure the germs have been killed. Use gloves when disinfecting with a bleach solution. If they're reusable, be sure to disinfect them too after you use them.

Dip nonporous items like plastic toys in bleach for 30 seconds. Leave bleach on household surfaces for 10 minutes or more.



ALCOHOL

Many types of alcohol, including rubbing alcohol, are effective at killing germs. Because pure alcohol evaporates quickly, dilute it with water (or aloe vera to make hand sanitizer). Keep the alcohol concentration at around 70% to kill coronaviruses. Leave alcohol solutions on surfaces for 30 seconds to ensure they do kill the virus.

Alcohol solutions will stay potent for a while, as long as you keep them sealed between uses. Just don't use these solutions on your hands, because they're harsh on the skin.

HYDROGEN PEROXIDE

Hydrogen peroxide is typically sold in concentrations of about 3%. You can use it as-is, or dilute it with water to 0.5% concentration for effective use against coronaviruses. Pour it into a spray bottle and spray it on surfaces. Leave the hydrogen peroxide solution on surfaces for at least one minute before wiping it off.

NATURAL CLEANERS

Natural chemicals such as vinegar and tea tree oil are fine for everyday use, but they're not recommended for fighting coronaviruses. Household disinfectants, bleach, and alcohol are much more effective germ killers.



HOW TO CLEAN FABRICS

Start by cleaning fabrics like rugs and drapes with soap and water, or a carpet or upholstery cleaner. If you can, run fabric items through the washing machine. Follow the instructions on the label, using the warmest water possible. You can also use household disinfectants on these surfaces.

CLEANING SAFETY

Each type of disinfecting chemical has its own instructions. Follow them carefully. Never use different cleaning agents at the same time. Some household chemicals can create dangerous and poisonous gases if you mix them. For example, never mix bleach with ammonia.

Bleach solutions are also no replacement for soap and water or hand sanitizer when it comes to washing your hands. They can be very harsh on your skin.



Sambucol®

BLACK ELDERBERRY



** IRI MULO as of November 3, 2019



The Original Formula

Your Year-Round Immune Support*

Solution for the whole family!

Great Tasting! Kids will love it!

www.sambucolusa.com



@sambucol



@sambucol



@sambucolusa

*These statements have not been evaluated by the Food and Drug Administration. These products are not intended to diagnose, treat, cure or prevent any disease.

GET SOCIAL

DISCOVER PRODUCTS



Products, Ideas, and Promotions for Healthy Living



Doctor-created dry eye therapy

TheraTears® Dry Eye Therapy was created by an ophthalmologist after 18 years of research. Our electrolyte formula quickly restores the eyes' natural balance to provide immediate, long-lasting relief.

theratears.com



Live Life Pain Free

Enjoy the benefits of exercise and renewed energy with Gravity Defyer's clinically proven pain-relief footwear. Save \$30 with promo code **PK2FM30**.

gravitydefyer.com



An Iron-Free Solution for Iron Deficiency

IronCatch is a vitamin supplement with a patented formula of natural ingredients. It increases the amount of iron naturally absorbed from everyday foods by 3 to 5 times. IronCatch is not known to produce any side effects.

Iron-catch.com



Immune Support Never Tasted This Good

Sambucol® is trusted by millions worldwide. The new Sambucol Black Elderberry Gummies are pectin based, free from artificial colors and flavors. Suitable for vegetarians and vegans, each gummy has less than 1 gram of sugar.

SambucolUSA.com



ZzzQuil PURE Zzzs Melatonin Gummies

They're formulated with an optimal level of melatonin for no next day grogginess so you can fall asleep naturally and wake refreshed.*

ZzzQuil.com

*These statements have not been evaluated by the U.S. Food and Drug Administration. This product is not intended to diagnose, treat, cure or prevent any disease.



GOOD FOR YOU

Mighty Melon

CANTALOUPE IS A STEALTH SUPERFRUIT, A NUTRIENT-PACKED COMPLEMENT TO JUST ABOUT ANY MEAL—NOT JUST BREAKFAST

SOMETIMES HEALTHY EATING IS RIDICULOUSLY SIMPLE. Juicy cantaloupe is a case in point. One cup of fresh, cubed cantaloupe provides roughly 100% of an adult's daily value of vitamin C and vitamin A, two vitamins that promote skin health. This melon also contains lutein and zeaxanthin, yellow and orange plant pigments that protect your eyes against age-related macular degeneration, as well as fiber and plenty of water, making it a hydrating treat for steamy days. Before you cut into a whole cantaloupe, scrub the rind with a veggie brush and rinse well, which removes any harmful bacteria found there. Store cut cantaloupe in the fridge. And think beyond breakfast; enjoy cantaloupe on salads, or wrapped in prosciutto for a salty-sweet meal starter. —ERIN O'DONNELL


Pick Purple

THIS SUMMER, LIVEN UP YOUR PLATE WITH DELICIOUS, NUTRITIOUS DARK-HUED FRUITS

BY Matt McMillen

REVIEWED BY Hansa Bhargava MD, WebMD Senior Medical Editor

BLUE AND PURPLE FRUITS GET THEIR STRIKING APPEARANCE from anthocyanins, antioxidant compounds that produce colors ranging from red nearly to black. Some research suggests they help boost your body's immune system, and they may offer some protection against heart disease and certain cancers. Mindy Fox, author of *Salads: Beyond the Bowl: Extraordinary Recipes for Everyday Eating*, loves them for their flavor and color. "They're so vibrant, stunning—they pop right off the plate!" she says. Here are five of Fox's favorites.

 Search for the **Food & Fitness Newsletter** at WebMD.com.

BLUEBERRIES

"When ripe and in season, they're tangy and not too sweet, plump, unwrinkled, and they burst when you bite into them. Eat them on their own, or toss them in a salad with feta and fresh mint."

BLACKBERRIES

"Sweet yet tart, fresh, seasonal blackberries burst with dark juices that elevate crisps, crumbles, and galettes. Or enjoy them on their own or with a variety of other seasonal fruit, like peaches and plums."

GRAPES

"Tangy and bright tasting, grapes complement both savory and sweet dishes. Roast them along with chicken thighs and fresh rosemary or slice them into rounds and toss with a grain salad."





PLUMS

"Perfectly sweet yet pungent and full of juice, they're hard to resist on their own, but they also belong on cheese boards, in salads, and, as compote served alongside duck or lamb."

PASSION FRUIT

"A sweet, tart flavor that plays well with other tropical fruits, like mango, banana, and papaya. It makes a perfect addition, seeds and flesh, to smoothies, vinaigrettes, and, for dessert, delicious curds."



THE MIX

BUTTER LETTUCE + 1 LB
SALMON FILLET, GREEN BEANS,
BEETS, JARRED ARTICHOKE
HEARTS, HARD-COOKED
EGGS, CHERRY TOMATOES,
PITTED BLACK OLIVES,
OLIVE OIL, LEMONS

3 WAYS

Supper Salads

FARMERS MARKETS AND GARDENS BRIM WITH FRESH, RIPE VEGETABLES. CELEBRATE THE SEASON'S BOUNTY BY SERVING SALAD FOR DINNER.

BY Erin O'Donnell **RECIPES BY** Kathleen Zelman, MPH, RD, LD



Search for the slideshow
**Leafy Greens to Get to
Know** at WebMD.com.

FRENCH FAVORITE

Salad Niçoise

This Mediterranean-inspired salad includes fresh beets for a pop of color and flavor. You can use any type of beet available, but we really like the sweet golden variety.

MAKE IT

Spray a nonstick pan with cooking spray and heat to medium high. Add salmon and cook on one side for 6 minutes. Flip and cook for 4 to 5 minutes more, or until an instant-read thermometer in the thickest part registers 145°F. Remove fish from heat and break into large pieces. In a medium saucepan, heat 2 cups of water to a boil. Add ½ lb green beans and cook 2 to 3 minutes until crisp. Drain and place beans in an ice bath for 5 minutes. Drain again and set aside. Using a box grater or mandoline, grate or thinly slice 2 small beets. Make the dressing: Whisk together 1 tbsp each minced shallot and Dijon mustard with the juice of 1 lemon, salt and pepper to taste, and 3 tbsp olive oil. Assemble salads by dividing lettuce into four bowls. To each one, add salmon, green beans, half an egg, drained artichoke hearts, beets, tomatoes, and olives. Drizzle with vinaigrette and serve with a wedge of lemon and a little fresh dill. **SERVES 4**

PER SERVING (ABOUT 2 CUPS SALAD WITH 4 OZ SALMON)

501 calories, 31 g protein, 24 g carbohydrate, 33 g fat (6 g saturated fat), 150 mg cholesterol, 9 g fiber, 6 g sugar, 464 mg sodium. Calories from fat: 59%

OVER THE RAINBOW

Grilled Chicken Salad With Fruit and Nuts

This family favorite features colorful berries and veggies, and a tasty honey-mustard dressing popular with kids. The dressing recipe calls for champagne vinegar, but white balsamic works, too.

MAKE IT

Preheat grill to medium high. Sprinkle chicken with $\frac{1}{8}$ tsp salt and some black pepper. Grill chicken 6 to 7 minutes per side or until an instant-read thermometer in the thickest part registers 165°F. Remove from heat. Let chicken rest for a few minutes, then cut in $\frac{1}{4}$ -inch slices. In a small bowl, whisk together 1 tbsp vinegar, 2 tsp mustard, 1 tbsp honey, $\frac{1}{8}$ tsp salt and freshly ground pepper to taste, and 4 tbsp olive oil. Divide greens onto four plates. Top with vegetables, fruit, and sliced chicken. Garnish with pecans and blue cheese. Drizzle with dressing.

SERVES 4

PER SERVING (2½ CUPS SALAD AND 1 CHICKEN BREAST) 381 calories, 31 g protein, 13 g carbohydrate, 23 g fat (5 g saturated fat), 75 mg cholesterol, 3 g fiber, 9 g sugar, 388 mg sodium. Calories from fat: 53%

THE MIX

ARUGULA + 4 6-OZ BONELESS, SKINLESS CHICKEN BREASTS, CARROTS, GREEN ONIONS, RADISHES, STRAWBERRIES, BLUEBERRIES, CHAMPAGNE VINEGAR, DIJON MUSTARD, HONEY, OLIVE OIL, CRUMBLD BLUE CHEESE, PECANS

THE MIX

BABY GREENS + PEELED JUMBO SHRIMP, CREMINI MUSHROOMS, RED ONION, CANOLA OIL, SWEET RED PEPPER, CORN ON THE COB, ZUCCHINI, RED SWEET PEPPER, OLIVE OIL, GOAT CHEESE CRUMBLES



SUMMERTIME SIZZLE

Grilled Shrimp Salad With Citrus Vinaigrette

When it's too hot to cook inside, fire up the grill. This recipe features delectable grilled vegetables and jumbo shrimp. (Yes, size matters; smaller shrimp won't get the attractive and tasty grill marks.) Place veggies and shrimp on separate skewers since they cook at different rates.

MAKE IT

If you're using wooden skewers, soak them in water for 20 minutes. Thread 20 shrimp on skewers and season with $\frac{1}{4}$ tsp of salt and some black pepper. Thread mushroom caps and large onion pieces onto skewers. Preheat grill to medium high. Cut pepper into chunks, shuck 2 ears of corn, and slice 1 zucchini into lengthwise "planks." Brush shrimp and vegetables with canola oil. Working in batches, grill vegetables until lightly charred: 8 to 10 minutes for red pepper; 10 to 12 minutes for corn; 7 minutes each for the zucchini, and mushroom and onion skewers. Finally, grill shrimp until pink, about 3 to 4 minutes per side. Using a sharp knife, cut corn from the cob. In a small bowl, whisk together 3 tbsp olive oil, 2 tbsp lime juice, 1 tsp honey, $\frac{1}{2}$ tsp minced garlic, and 1 tbsp chopped fresh cilantro with salt and pepper to taste. In a large bowl, toss baby greens with dressing. Divide greens onto four plates and top with shrimp and vegetables. Sprinkle with goat cheese and fresh cilantro. **SERVES 4**

PER SERVING (ABOUT 2½ CUPS VEGETABLES AND 5 JUMBO SHRIMP) 420 calories, 37 g protein, 24 g carbohydrate, 21 g fat (5 g saturated fat), 219 mg cholesterol, 5 g fiber, 9 g sugar, 590 mg sodium. Calories from fat: 43%



Search for the quiz **Grilling: Test Your Cooking Smarts** at WebMD.com.



BUILD A BETTER

GETTY IMAGES

Kebab

SIMPLE TO PREPARE AND QUICK TO COOK, KEBABS BELONG ON YOUR TO-GRILL LIST THIS SUMMER

BY Matt McMillen

REVIEWED BY Arefa Cassoobhoy, MD, MPH,
WebMD Senior Medical Editor

KEBAB HAS COME TO MEAN ANY FOOD COOKED ON A SKEWER OVER HOT COALS (or baked in the oven in bad weather). “Kebabs fit any flavor profile and ingredient you want to use,” says Derrick Riches, co-author, with Sabrina Baksh, of *Kebab: 75 Spectacular Recipes for Grilling*. “They are incredibly versatile.” Here are his top tips for getting kebabs right.

- Use metal skewers. They are reusable and help transfer heat so that the interior of your foods cooks faster. Bamboo skewers can burn, break, or splinter.
- Group together foods that will take about the same amount of time to cook. You don’t want a skewer of overcooked zucchini and undercooked meat.
- When prepping your ingredients, make your pieces bite-size. That way, you just slide everything off the skewer ready to eat.
- For best flavor, expose as much of the food surfaces to the flame as possible. For example, slice summer squash into thick rounds and run the skewer through the sides so that the flesh faces the heat.
- Don’t overpack your skewers. If you crowd everything together, you’ll expose less to the flames, and it will take longer to cook. Keep things loose, with a little space in between each piece.
- Marinate to maximize flavor. A simple Italian dressing is all you will need. Brush it on the skewered meat and veggies, then let sit for about 30 minutes before cooking.
- Skip superdense foods that will be hard to skewer and will take a long time to cook, such as acorn squash.
- Most vegetables are done when they have nice grill marks. You don’t want them mushy. Play it safe and use a thermometer to test grilled meat.
- Make dessert kebabs! Briefly marinate fruit like mango, pineapple, and watermelon in rum or citrus juices, brown sugar, and cinnamon. Cook briefly to get some flavor-boosting caramelization, then serve with ice cream.

ADVERTISEMENT



OMEGA-3s FOR MEGA HEALTHY TEARS

Good nutrition promotes healthy tears.*

Research shows that omega-3 fatty acids are vital for overall eye health and may help alleviate dry eye symptoms.* Many adults in the United States, however, do not get the recommended levels of omega-3s from their diet alone. That’s why eye doctors recommend omega-3 supplements to promote ocular health.*

*This claim has not been evaluated by the FDA. This product is not intended to diagnose, treat, cure or prevent any disease.

TheraTears® Eye Nutrition is formulated for dry eye symptoms and designed to enhance tear production for greater eye lubrication.*

- Contains **1200mg omega-3s** from organic flaxseed oil and a triglyceride form of fish oil
- **Promotes healthy tears** and eye comfort.*
- **Free from preservatives, gluten, PCB and mercury**



To receive
valuable coupons
visit theratears.com



READY TO TAKE YOUR LIFE BACK?

Enjoy the freedom of portable
oxygen therapy.



MKT-P0149
© 2020 Inogen, Inc. All rights reserved.

Over 775,000 people in 47 countries have taken their lives back with a lightweight Inogen One portable oxygen concentrator. Dealing with a chronic respiratory disease, such as COPD, is burdensome enough without having to struggle with heavy tanks, constant refills, or being tethered to a stationary system. For nearly 20 years, Inogen has been the global leader in portable oxygen concentrators, exclusively dedicated to innovative oxygen solutions. It's time to reclaim your freedom and live your life in moments, not minutes left in an oxygen tank.

Call NOW and speak
with an Inogen Oxygen
Specialist to request your
free informative brochure
or to take advantage of
our 30-Day Risk Free Trial*!



1-800-544-9517



*Applicable for purchases only. Restocking fee may apply.

Managing Type 1

ADOPT THESE DAILY PRACTICES TO BETTER CONTROL YOUR DIABETES

BY Rachel Reiff Ellis REVIEWED BY Brunilda Nazario, MD, WebMD Senior Medical Editor



THE BEDROCK OF TYPE 1 TREATMENT IS INSULIN THERAPY, but your lifestyle choices are also a crucial part of your treatment—choices like what you put in your body, how you move it, and how much rest you give it.

“A healthy, balanced diet, and a routine which regularly incorporates physical activity and leaves time for sleep is even more important for a person with type 1 diabetes than for everyone else,” says Soumya Adhikari, MD, associate professor of pediatrics at UT Southwestern Medical Center and medical director of the Endocrinology Clinic at Children’s Health in Dallas. “Attention to these things can help minimize the swings in glucose levels as well as deliver many other health benefits.”

Choose the right foods—with help. Knowing what to eat and when can be one of the most challenging parts of type 1 management. If you’re at all confused, call on a professional. “A registered dietitian with experience working with persons with type 1 is a great source of help,” Adhikari says.

Once you know your diet goals, you can use other tools to stay on track. “Apps with nutritional information about common foods can be handy when you’re eating something you’re less familiar with and need to know how many carbs or how much protein or fat are in whatever you’re eating,” he says. If you want a simple rule of thumb, start with this: Fill half your plate with vegetables at each meal.

Work in a workout. Exercise boosts your body’s response to insulin and helps prevent glucose

swings. A good guide: Don’t go more than 2 days without exercise. With your doctor’s OK, shoot for 150 minutes of physical activity a week. “Even a brisk walk for 30 minutes after a meal can help maintain lower glucose levels,” Adhikari says.

A careful watch on your glucose is the key to safe and successful workouts. “Take precautions by knowing your symptoms of hypoglycemia,” Adhikari says. Consider wearing a continuous glucose monitor to see how exercise affects your glucose levels, and eat some healthy carbs, like a slice of whole-grain bread or an apple, before exercise if your glucose levels are not above a certain threshold to minimize your risk.

Reduce your stress. Stress makes blood glucose levels rise, and not just while you’re in the thick of it. “You tend to fall into a routine where you’re exercising less, sleeping less, eating less healthy, and in general paying less attention to taking care of yourself,” Adhikari says. “All of this can snowball into less effective diabetes care.”

He recommends a few simple stress slashers: One, make sleep a priority so your body gets the daily reset it needs. Two, take time to celebrate easy wins like reaching your steps goal for the day.

Most of all, turn your focus inward instead of outward. “Resist the urge to compare yourself to others,” Adhikari says. “Your situation, your challenges, and your priorities are your own. Everything from the medicine you take, to the type of equipment and technology you use to manage your diabetes, to the meal plan you set for yourself, might be very different from someone else’s approach, and that’s OK.”

CHECKUP CHECKLIST

SOUMYA ADHIKARI, MD,
HELPS YOU CRAFT
TALKING POINTS FOR
YOUR NEXT OFFICE VISIT.

1. MAKE A TOPIC LIST

Having a plan to discuss what is most important to you can be crucial to making the most of your time with your doctor.

2. IDENTIFY YOUR PRIORITIES

We all have different goals and challenges. Your doctor can help you best if he or she understands what your concerns are.

3. TALK ABOUT EXERCISE

Your doctor can help you with strategies to stay on track and avoid blood glucose dips when working out.

4. DISCUSS DIET PREFERENCES AND CHANGES

Your doctor may be able to advise you about whether a change is right for you based on your individual risk factors and priorities.

FINGERSTICK AFTER WAKING UP.
FINGERSTICK BEFORE BREAKFAST.
FINGERSTICK AFTER BREAKFAST.
FINGERSTICK BEFORE LUNCH.
FINGERSTICK AFTER LUNCH.
FINGERSTICK DURING A BREAK.
FINGERSTICK AFTER AN INTERVIEW.
FINGERSTICK AFTER A GAME.
FINGERSTICK BEFORE DINNER.
FINGERSTICK AFTER DINNER.
FINGERSTICK AFTER A SHOWER.
FINGERSTICK BEFORE DESSERT.
FINGERSTICK AFTER DESSERT.
FINGERSTICK AFTER A DATE.
FINGERSTICK BEFORE DRIVING.
FINGERSTICK BEFORE A FLIGHT.
FINGERSTICK BEFORE BED.
FINGERSTICK IN THE MIDDLE OF THE NIGHT.
FINGERSTICK WHEN YOU'RE EXTRA THIRSTY.

NO MORE FINGERSTICKS*

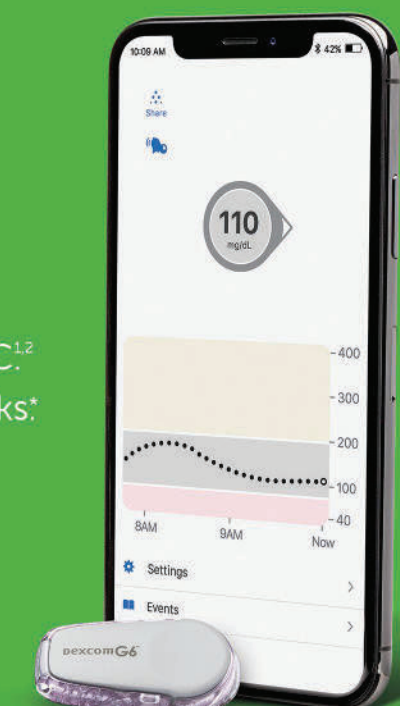
A SMALL WEARABLE
SENDS GLUCOSE READINGS
RIGHT TO YOUR SMARTPHONE.†

dexcomG6
Continuous Glucose Monitoring (CGM) System

The power to lower A1C.^{1,2}
Now without fingersticks.*

DiscoverDexcom.com

MAKE KNOWLEDGE YOUR SUPERPOWER.



*If your glucose alerts and readings from the G6 do not match symptoms or expectations, use a blood glucose meter to make diabetes treatment decisions.

†For a list of compatible devices, visit dexcom.com/compatibility.

¹Beck, RW. JAMA. 2017; 317(4): 371-378. ²Welsh, J.B. Diabetes Technol Ther. 2019; 21(3).

BRIEF SAFETY STATEMENT Available by prescription only. Failure to use the Dexcom G6 Continuous Glucose Monitoring System (G6) and its components according to the instructions for use provided with your device and available at dexcom.com/safety-information and to properly consider all indications, contraindications, warnings, precautions, and cautions in those instructions for use may result in you missing a severe hypoglycemia (low blood glucose) or hyperglycemia (high blood glucose) occurrence and/or making a treatment decision that may result in injury. If your glucose alerts and readings from the G6 do not match symptoms, use a blood glucose meter to make diabetes treatment decisions. Seek medical advice and attention when appropriate, including for any medical emergency.

Dexcom and Dexcom G6 are registered trademarks of Dexcom, Inc. in the U.S., and may be registered in other countries. ©2020 Dexcom, Inc. All rights reserved. This product is covered by U.S. patent.

LBL019001 Rev001.

Adapting to Change

A MILLENNIAL USES HER TYPE 2 DIABETES JOURNEY TO INSPIRE OTHERS

BY Mila Clarke Buckley **REVIEWED BY** Brunilda Nazario, MD, WebMD Senior Medical Editor



I ALWAYS THOUGHT IN THE BACK OF MY MIND THAT I MIGHT GET TYPE 2 DIABETES. I just assumed it would happen *after* I got pregnant. My mother had gestational diabetes that turned into type 2 after her pregnancy, and so did my grandmother. When my symptoms started at age 26—dizziness, blurred vision, getting up to go to the bathroom every hour at night—I just figured I was working too much. I was social media manager for a nonprofit, putting in 50 to 60 hours a week.

I lived with symptoms for about 4 months. Finally, it got to the point where I felt really bad and tired. That forced me to go to the doctor to find out what it was.

My doctor did a physical exam, checked my blood pressure and weight, and did an A1c test of my blood sugar. My A1c was 12%, which was way higher than normal. My doctor said, “If you stay on this path, you’re going to do a lot of damage to yourself. You need to shape up and change your life.”

I already was pretty health conscious, aside from working too much. My first 3 months of treatment just focused on diet and exercise. My

doctor wanted me to keep a food log so he could see what changes I needed to make to my diet. He also gave me the directive to add more exercise. When I came back 3 months later, my A1c had dropped from 12% to 10%.

I thought that was a pretty good change in 3 months, but my doctor wasn’t satisfied. He added a diabetes drug and a combination long-acting and short-acting insulin. The other thing he had me do was six to eight finger sticks a day to check my blood sugar. That was difficult for me, having to stop my life several times a day to test. I eventually discovered a continuous glucose monitoring device with a sensor that I wear on the back of my upper arm for 14 days. Now I just scan the device to get accurate, real-time glucose readings without the pain of fingersticks.

I’ve changed what I eat to adapt to my blood sugar level. I’m now on a long-acting insulin, which prevents me from getting blood sugar spikes at mealtimes. I also exercise more. I run, take a boxing class twice a week, and practice yoga. At my last checkup, my A1c was 6.1%—in the healthy range.

I started my blog, *Hangry Woman*, in 2016 to give people a sense of what life with type 2 diabetes looks like. You can live a pretty healthy and happy life. You have to work pretty hard at it for sure, but it’s achievable and possible.

MILA’S TIPS

1. MAKE SMALL STEPS

Sometimes when you try to think of the big picture, it can scare you. Take it one day at a time so you don’t get overwhelmed.

2. FIND A COMMUNITY

A lot of people get diagnosed in isolation. They don’t have anyone to turn to about their frustrations. Find a diabetes support group. Just listening to other people talk can be helpful.

3. MAKE INCREMENTAL CHANGES

When you get that diagnosis, you don’t have to change every single thing about your life. Make small changes and you’ll really see your successes.

4. FOCUS ON THE GOOD

You’ll have good days and bad days. Focus on the good ones. It’s important for people to know that there are positive aspects to having this condition.

Prediabetes 101

MORE THAN 1 IN 3 AMERICANS HAS PREDIABETES.
WHAT DO YOU NEED TO KNOW ABOUT THIS PRECURSOR TO DIABETES?

BY Rachel Reiff Ellis

REVIEWED BY Brunilda Nazario, MD, WebMD Senior Medical Editor

MISCONCEPTIONS ABOUT ABOUT PREDIABETES.

Elizabeth Halprin, MD, an endocrinologist at Joslin Diabetes Center in Boston, explains some basics about this condition.

Q How is prediabetes different from diabetes?

HALPRIN Prediabetes is a condition that happens when your blood sugar levels are above normal but not high enough to be considered type 2 diabetes. A fasting blood sugar between 110 and 125 would be considered in the “prediabetes” range. Less than 110 is normal and greater than 126 is diabetes. These abnormal blood sugar levels usually happen when a person’s tissues don’t respond well to a hormone [insulin] signal to take up sugar from the blood. Also, the body doesn’t make enough insulin to help overcome the weak tissue response to insulin.

Q Does prediabetes always progress to type 2 diabetes?

HALPRIN No, not always. People who eat a health-conscious diet, exercise regularly, and keep a healthy weight can lower their blood sugar levels and even bring them back to normal. In fact, learning you have prediabetes gives you a chance to make the lifestyle changes you need to avoid getting type 2 diabetes.

Q What puts me at risk of having prediabetes?

HALPRIN The biggest risk factor for prediabetes in the general adult population is being overweight or obese, particularly when the extra weight is due to excess fat in your abdomen. Also, the older you get, the higher your risk goes. Black, Hispanic,

and Asian people are at higher risk than other races, as well as women who have had gestational diabetes, and people with a family history of diabetes.

Q How can a doctor tell if I have prediabetes? Are there symptoms?

HALPRIN There’s no way to know you have prediabetes without a doctor diagnosing with a blood test. Typically, people with prediabetes don’t have any symptoms. Symptoms of high blood sugar levels—like frequent urination, increased thirst, blurry vision, and fatigue—usually become noticeable once a person develops diabetes. Some people with prediabetes may have signs of insulin resistance—darkened skin in the armpit or on the back and sides of the neck or small skin growths or skin tags in these same areas.

Q What can I do to help prevent prediabetes?

HALPRIN Eat more vegetables, fewer simple carbs [such as those in sugary foods like candy and many processed foods], and increase your activity. Try to get 10,000 steps per day, at least. Exercise gets your body to use its own insulin more efficiently so that the blood sugars come down. It also helps you lose or maintain your weight, which will decrease the risk of prediabetes and diabetes.

Avoid junk food, and sweets, and especially sweet drinks like soda and juice. Get plenty of sleep. Poor sleep hygiene and not getting enough sleep makes it harder to lose weight, and therefore increases the risk of prediabetes.





Never Miss a Day


Your Pharmacist is Here to Help

Pharmacists are a vital part of the healthcare team for anyone living with or caring for someone with a chronic illness. Here's why—and how—to make your pharmacist your partner in care.


1. Choose the Right Pharmacy


Choose a pharmacy that best serves your needs. Besides knowledgeable and trustworthy pharmacists, Walgreens offers the following to make managing your prescriptions easy:

 **90-day Refills¹**
for fewer trips to the pharmacy

 **Save-a-Trip Refills²**
to sync up prescriptions

 **Pill Reminders**
for alerts to keep you on track

 **Walgreens Express™³**
to preview costs, prepay, and choose between home delivery or express pickup on eligible prescriptions

 **24/7 Pharmacy Chat⁴**
to answer any questions about your medications

2. Connect with a Pharmacist

You may have several healthcare providers but use the same pharmacy for all of your prescriptions. Introduce yourself to your pharmacist and let them know about your medical history. The more they know, the better they will be able to help you manage your health.

3. Make the Most of Your Treatment Plan

Your pharmacist is an expert in medicine and will explain how to optimize your treatment plan, including advice on adherence, side effects, affordable alternatives to name-brand medications or discounts, and interactions with over-the-counter medications or concurrent prescriptions.

¹ Potential copay savings vary by insurance plan.

² Valid only with certain medications at participating stores. There is no cost for the Save a Trip Refills® service. Copayment amounts may be prorated. Other restrictions may apply. See pharmacist for more details. You may select multiple/two pickup dates to offset prescription costs.

³ Walgreens Express is available on eligible prescriptions only. Most prescription orders are available to be delivered to the patient's home by the next business day. Orders received by 4pm on Friday, as well as requests made during the weekend, have an expected delivery day of Tuesday or Wednesday. Prescriptions are not delivered on Sundays or holidays. Please note that while most prescriptions are expected to be delivered by the next business day, some deliveries may not be eligible for next-day delivery due to prescription type, delivery address, holidays, weather, or other delivery constraints. Walgreens Express delivery is not available in the state of California.

⁴ Availability varies with heavy usage.



Learn more at Walgreens.com and download the Walgreens app today



Never miss a day

We understand how important it is to stay on top of your medications. We have the tools to make taking your prescriptions easier.



Pill reminders



Refill by scan



Pharmacy chat



90-day refills

Download the Walgreens app from your app store



Type 2 Checklist

WHEN YOU HAVE DIABETES, CERTAIN HABITS BECOME ESSENTIAL TO GOOD HEALTH. HERE'S A REVIEW OF WHAT YOU NEED TO FEEL YOUR BEST.

BY Erin O'Donnell **REVIEWED BY** Brunilda Nazario, MD, WebMD Senior Medical Editor



LIVING WELL WITH TYPE 2 DIABETES REQUIRES ADOPTING HEALTHY ROUTINES. We spoke with endocrinologist and diabetes educator Anthony Pick, MD, of Northwestern Medicine Lake Forest Hospital in Illinois, to find out which regular habits he recommends for his patients.

DAILY HABITS

Aim for smart food choices. To keep blood sugar levels in a healthy range, Pick recommends eating slowly, savoring your food, being attentive to signs of fullness, and choosing nutritious foods. He recommends that patients newly diagnosed with type 2 work closely with a registered dietitian and diabetes educator to create an eating plan designed just for them.

Make sleep a priority. Pick encourages patients with type 2 diabetes to get 7 to 8 hours of sleep each night, and to seek treatment for possible sleep apnea if they snore. "What's underappreciated is that sleep deprivation and sleep apnea aggravate diabetes," Pick says. "It leads to cravings for unhealthy food and increased insulin resistance." It also makes weight loss harder, he adds.

Record blood sugar levels. Testing and recording your blood sugar allows you to see patterns, such as how certain foods or activities affect your blood sugar levels. Your doctor or diabetes educator will tell you how often you should test daily.

Many people use traditional blood sugar meters, which involve testing a drop of blood from your fingertip. But Pick says a growing number of his patients use continuous glucose monitors (CGMs), in which a small sensor placed on the skin of the upper arm measures blood sugar every few minutes and some send the results to your smartphone.

3 STRESS-BUSTING HABITS

STRESS RAISES BLOOD GLUCOSE LEVELS AND MAKES IT HARDER TO TAKE GOOD CARE OF YOURSELF, SAYS **ANTHONY PICK, MD**. HE ENCOURAGES HIS PATIENTS WITH TYPE 2 DIABETES TO CONSIDER THE FOLLOWING HABITS TO REDUCE STRESS.

1. FOSTER FRIENDSHIPS

Meeting with pals regularly for tea or a jog keeps you connected and may protect against depression and loneliness, two risk factors for heart disease.

2. OWN A PET

Caring for a cat or dog can also keep loneliness at bay. A dog provides the added benefits of getting you outside for walks.

3. TAKE TIME IN NATURE

Research shows that walks in the woods can decrease stress hormone levels, pulse rate, and blood pressure. They can also boost your mood.

This makes it easier to see trends and share information with your doctor.

Avoid sitting for long spells. If you have a desk job that involves sitting all day or you like to binge-watch TV, Pick urges you to get up and move regularly. Research suggests that long periods of sitting are harmful for the heart. “There’s that saying that ‘sitting is the new smoking,’” Pick says. Current exercise guidelines recommend 150 minutes of moderately intense exercise a week, or at least 30 minutes of physical activity 5 days a week. Choose physical activities that you enjoy enough to do regularly.

Peek at your feet. Diabetes can cause nerve damage in your feet, so you might injure your foot but not feel it, causing potentially serious wounds that won’t heal on their own. Examine your feet daily to spot problems.

SEVERAL TIMES A YEAR

Have your A1c tested. The A1c blood test reveals your average blood sugar level over the last 2 to 3 months. Most people with type 2 diabetes need an A1c test twice a year, although some need it more frequently.

Visit the dentist. Diabetes weakens your body’s ability to fight bacteria, increasing your risk of gingivitis, a condition in which the gums swell and bleed. Left untreated, this inflammation can develop into gum disease and increase your risk of losing teeth. It also worsens glucose control. See your dentist at least twice a year.

ANNUAL HABITS

See a diabetes educator. Make this appointment soon after you’re diagnosed with type 2 diabetes, and return at least once a year. “Study after study shows that when people meet with diabetes educators, they have lower A1c, less diabetes distress, a better understanding of their medications, and better self-management,” Pick says. Certified diabetes educators previously used the initials “CDE” after their names, but beginning this year this is changing to “CDCES,” which stands for certified diabetes care and education specialist.

Get your feet checked. Because type 2 diabetes can impair your ability to sense foot injuries and put you at risk for severe infection, ask your doctor to examine your feet at least once a year.

Visit the eye doctor. Diabetes increases your risk of eye diseases such as retinopathy, glaucoma, and cataracts. The American Diabetes Association recommends that you have a dilated eye exam soon after being diagnosed with type 2 diabetes, because 1 in 5 people already have an eye problem when diabetes is diagnosed. Pick encourages patients to repeat this exam annually.

Get a flu shot. Pick recommends that his patients get a flu vaccine every fall; diabetes makes it harder for your body to fight this illness. He also recommends the pneumococcal vaccine to provide protection against pneumonia and related infections.

BETTER VISITS

ANTHONY PICK, MD, SUGGESTS 3 WAYS TO IMPROVE YOUR NEXT DOCTOR APPOINTMENT.

1. SET A VISIT GOAL

Tell the doctor right away what you’d like to accomplish during your appointment. For example, are you having any medication side effects, or do you need help with weight loss?

2. BRING A LIST OF MEDICATIONS

Write down what you take, the dose you take, and when you take it.

3. WRITE YOUR HISTORY

Pick suggests writing, in your own words, the story of your diabetes and your general health history. Bring a copy for your doctor.





TECH WATCH 2020

Next-Gen Diabetes Control

THESE HIGH-TECH DEVICES TRANSFORM THE WAY PEOPLE MANAGE DIABETES

BY Stephanie Watson

REVIEWED BY Brunilda Nazario, MD, WebMD Senior Medical Editor

JUST AS INNOVATION HAS CHANGED THE WAY WE SHOP, BANK, AND SEARCH FOR INFORMATION, it's transformed the way we manage chronic diseases like diabetes. These new technologies have made life easier for people with type 1 and type 2 diabetes.

STICK-FREE GLUCOSE TESTING

Frequent needlesticks to test blood sugar are a crucial, but sometimes unpleasant part of the daily diabetes routine. Testing your blood sugar helps you make decisions about what you eat, exercise, and insulin dosing.

Continuous glucose monitoring, or CGM, helps you avoid the stick. It measures your blood sugar every few minutes via a tiny sensor inserted under the skin of your belly or arm, and sends the results wirelessly to a pump, smartphone, or other device.

The FreeStyle Libre was the first CGM system to not require a fingerstick. To get your blood sugar number, you simply wave a reader over the sensor. The original Abbott's FreeStyle Libre was wearable for up to 10 days, but the newest version is designed for 14-day wear.

The Dexcom G6 is approved as both a standalone CGM and for

BY THE NUMBERS

30.3
MILLION

Number of people in the United States who have diabetes.

95%

Percentage of people with type 2 diabetes (as opposed to other types of diabetes).

34%

Percentage of adults who have prediabetes.

48%

Percentage of adults ages 65 and older with prediabetes.

\$7,900

The average annual medical expenses for someone with diabetes.

integration with automated insulin dosing systems.

In January 2020, Tandem Diabetes Care launched its t:slim X2 insulin pump with Control-IQ technology, which combines the Dexcom G6 CGM with an insulin pump to regulate insulin levels with little user effort. It's the first system that both adjusts basal (background) insulin levels and delivers automatic bolus (mealtime) doses to prevent blood sugar from getting too low or too high.

"With the advent of CGM, we're looking at a new phrase: 'time-in-range.' That's the percentage of the day a person spends with their blood sugar in the range their doctor wants them to be in," explains Jason Ng, MD, clinical associate professor of medicine in the University of Pittsburgh Medical Center Division of Endocrinology and Metabolism. "The monitor can check blood sugar every 5 minutes throughout the day, and it can catch fluctuations in a patient's blood sugar that a fingerstick can't."

The t:slim-Dexcom combination doesn't just react to blood sugar changes, it

predicts them. “Because the CGM is gathering evidence and accumulating data, the decision treatments are based on calculations of what your blood sugar will be in 30 minutes,” Ng explains. “It’s almost like a weather forecast. It can make changes before a patient hits that level to keep their blood sugar more stable.”

The next-generation CGM, the Dexcom G7, should come out in late 2020. “The sensor is a bit thinner than the G6, and it hopefully will have a longer lifespan,” Ng says.

NONINVASIVE GLUCOSE MONITORING

CGMs cut down on fingersticks, but they still require a small needle under your skin. The ultimate aim is to create a CGM device that monitors blood sugar continuously, without having to stick anything under your skin.

A couple of products are trying to achieve this goal, including the sugarBEAT CGM, which measures blood sugar through a sticky patch placed on the skin. It launched in 2019 but isn’t yet available in the United States. AerBetic is another wearable device that measures blood sugar through chemical changes in breath gases. It’s still in the testing phase.

Ng says he hasn’t seen any evidence that these noninvasive sensors are superior to the under-the-skin sensors currently available. “I’ve had hundreds of patients on the minimally invasive sensor and most people say they can’t feel it.”

CLOSED-LOOP SYSTEMS

The future of insulin pumps is an automated, closed-loop system, also called an artificial pancreas because it acts more like your real

organ. In this system, a CGM constantly checks your blood sugar level. The pump then uses an algorithm to determine whether you need insulin to lower your blood sugar or glucagon (a hormone that releases sugar from your liver) to raise it, and then automatically delivers the correct dose to keep your blood sugar steady day and night.

The Medtronic MiniMed 670G was the first *hybrid* closed-loop system. It continuously monitors blood sugar levels and automatically delivers insulin, but you still have to input the bolus insulin dose based on what you eat.

Actual closed-loop systems that deliver both insulin and glucagon are in development. The trouble has been finding a form of glucagon that’s stable enough to work in the pump.

Beta Bionics is developing the world’s first fully automated bionic pancreas, the iLet Bionic Pancreas System. It received the FDA’s Breakthrough Device designation in late 2019. “This would be the world’s first system that could do both,” Ng says. “I’m not sure we’re ever going to get to a true closed-loop system, but we’re getting close.”

SMART PENS

Smart Pens offer the memory capability of a pump, without tethering you to your device. Products like InPen and Gocap connect via Bluetooth to a smartphone app that keeps track of your insulin dose and timing.

The new NovoPen Echo device offers the additional benefits of half-unit dosing increments. “That allows you to fine-tune the amount of insulin you need,” Ng says.

ASK YOUR DOCTOR

Q What are my blood sugar goals?

Your doctor may recommend that you keep your blood glucose in the 80–130 milligram/deciliter (mg/dL) range before meals, and less than 180 mg/dL 2 hours after meals.

Q How often do I need to test?

That depends on whether you have type 1 or type 2 diabetes, and what medicines you take to manage it. Typically, you’ll test several times a day, including before meals and bed.

Q If I have a CGM, do I still need to fingerstick?

Many CGMs still require a fingerstick to calibrate the machine, although you won’t need to stick as often as you did without it. Ask your doctor how often to do manual blood sugar checks.

Q What should I do if my levels are still too high?

See your doctor. You may need to adjust your medicine dose or make a few changes to your diet.



On the Go

EATING HEALTHY MEALS WHEN YOU'RE IN A HURRY CAN BE A CHALLENGE. TRY THESE EXPERT-APPROVED TIPS TO MAKE IT EASIER.

BY Colleen Oakley **REVIEWED BY** Brunilda Nazario, MD, WebMD Senior Medical Editor

BETWEEN WORK, FAMILY, AND OTHER COMMITMENTS, life often feels like one big juggling act, where you're trying to fit 25 hours of activity in a 24-hour day. And when you have diabetes, all the meal planning, grocery shopping, and food prep can feel like one more thing you just don't have time for. But on those days, you don't have to resort to burger and fries from the nearest drive-through or the break room doughnuts, which can wreak havoc on your blood sugar. These five expert tips can help you stick to a healthy eating plan even when life gets hectic.

MAKE A PLAN

When you have a busy day ahead, plan what you're going to eat the night before. Pack preportioned meals and snacks to take with you, or if you're planning to go to a restaurant, study the menu ahead of time and decide what you will order. "Failure to plan ahead can have you reaching for every tempting snack or meal in sight," says registered dietitian Allison Childress, PhD, chief clinical dietitian of nutrition and metabolic health initiative at Texas Tech University.

STOCK UP ON SNACKS

Keep nonperishable foods in your bag, purse, desk, and car so you always have a healthy snack in reach when hunger strikes. These foods include items like nuts, beef jerky, low-calorie granola bars, and dried fruit. "Look for options that are protein- and fiber-packed rather than

high in carbohydrates," Childress says.

EAT OFTEN

"If you go long periods of time without eating, it could wreck your blood sugar and cause you to binge when you are around food again," she says. Shoot for 5 to 6 smaller meals throughout the day, eating every 3 to 4 hours.

ORDER THE KIDS MEAL

Despite all your best planning, you will likely find yourself at a drive-through every now and then. When that happens, remember that most fast food "value" meals contain several servings of food. "The kids meals are the correct portion size for most adults," Childress says. Other options: a salad (ask for dressing on the side) or a grilled chicken sandwich (eat only half the bun). Substitute unhealthy sides (French fries) for healthier ones (fruit or side salad), or ditch the sides altogether.

REDUCE STRESS

Studies show stress can elevate blood sugar levels for some people with diabetes, so if all the planning and prepping gets overwhelming, just breathe. "Many people who have diabetes think that there are foods that they can't eat, but it's not true," Childress says. "All foods can fit in your diet if you know the correct portion sizes." Keep a cheat sheet in your purse or wallet that can help you eyeball portion sizes and make the best choices possible on the go—without the stress.

3 TIPS

REGISTERED DIETITIAN **ALLISON CHILDRESS, PhD**, POINTS OUT 3 WAYS TO MAKE SURE YOU GET THE RIGHT KIND OF LIQUIDS.

HYDRATION IS KEY IF YOU HAVE TYPE 2

"When your body is dehydrated, it will try to pull fluid from wherever it can, including the bloodstream, leaving glucose behind and raising blood sugar even higher," Childress says.

BUT NOT ALL LIQUIDS ARE CREATED EQUAL

Steer clear of juices, sodas, and sweet teas that not only will cause your blood sugar to rise quickly, but also are high in empty calories, meaning they won't make you full and could cause you to overeat later on. Instead, keep a water bottle with you at all times, and shoot for drinking 8 cups a day—more in hot summer months and on days when you're more active than usual.

NOT SURE IF YOU'RE GETTING ENOUGH?

Check your urine. "It should be clear or a pale yellow color," Childress says. "And you should be urinating anywhere from 6 to 10 times a day.



THE LATEST

Sickle Cell Disease

UP TO 80,000 AMERICANS HAVE SICKLE CELL DISEASE, INCLUDING 1 IN 500 AFRICAN AMERICANS AND AS MANY AS 1 IN 1,000 HISPANIC AMERICANS. NEW RESEARCH AIMS TO CORRECT THE GENETIC DEFECT.

SICKLE CELLS, red blood cells that are in the shape of a sickle, shown inside a blood vessel.

SICKLE CELL DISEASE AFFECTS HEMOGLOBIN—the protein in red blood cells that carries oxygen throughout the body. Abnormal hemoglobin causes red blood cells to “sickle,” or become crescent-shaped. Stiff, sickled cells can get trapped inside small blood vessels, cutting off oxygen to the organs. This causes extreme pain and can damage organs. People who have the disease—most often of African, Hispanic, Middle Eastern, or Mediterranean descent—inherit the gene that causes it from both of their parents.

In an ongoing clinical trial led by the National Institutes of Health, bone marrow transplants have cured a handful of people of severe sickle cell disease. Doctors remove the stem cells that become blood cells from the bone marrow. They add to the cells a normal version of the gene that is faulty in sickle

cell disease. Then they return the stem cells back to the bone marrow, where they begin to produce normal, nonsickling hemoglobin. This procedure, like a number of other gene therapies in development for sickle cell, is still experimental.

Researchers at the Children’s Hospital of Philadelphia are exploring whether a pill can correct the genetic flaw. Symptoms of sickle cell disease develop after a baby’s body stops producing fetal hemoglobin and switches to adult hemoglobin. People with sickle cell who have higher levels of fetal hemoglobin have a milder case of the disease. Researchers discovered the protein that causes the body to switch from fetal to adult hemoglobin production. They are studying drugs that could block that protein in people with sickle cell and keep fetal hemoglobin levels high. —SONYA COLLINS

Search for the newsletter
WebMD Daily Newsletter
at WebMD.com.



BY John Whyte, MD, MPH,
WebMD Chief Medical Officer

MY PERSPECTIVE

Control What You Can

THE CORONAVIRUS PANDEMIC HAS CREATED AN ENVIRONMENT WHERE YOU MIGHT FEEL POWERLESS. HERE'S WHAT YOU CAN DO TO REGAIN CONTROL.

LIFE AS YOU KNOW IT SEEMS TO HAVE CHANGED. Loss of social gatherings and sporting events. Working from home. Online learning for kids. No more (or limited) dining at restaurants or using public transportation. What's the new normal?

You might be feeling grief for losing some aspects of your previous routines or feeling anxiety about not knowing what's next. During a crisis, it's normal to feel overwhelmed at times. You might believe there is a lot of uncertainty, making it harder to cope with change. Left unrecognized or ignored, anxiety and stress can have serious negative consequences on your physical, emotional, and mental health. Don't dismiss the mind-body connection.

These five strategies can help you manage your feelings.

Call it what it is. To address your emotions, you need to acknowledge them. Name what you are feeling—whether it's fear, sadness, anxiety, or anger. Admit what you are feeling, with no apology. Once you acknowledge your emotions, you can then start to address them. It's truly the first step.

Control what you can. You are not going to be able to impact what is happening in another part of the country. You can, however, control what is happening in your home and community. Make sure you have enough food and medicine in case you need to self-quarantine. Set up high-speed internet so everyone in the family can use the

internet at the same time. Practice handwashing and cleaning/sanitizing surfaces to keep you and your family safe. Control is power.

Consistency is key. We are creatures of habit. Losing routines can elevate stress. If you lost some routines such as going to/from work; make new ones. Wake up and go to sleep at the same time. Plan your work schedule ahead of time. Consistency in your day will help decrease some anxiety you might be feeling by not having a routine.

Connect in new ways. Humans tend to be social by nature. Although socializing with family and friends in person may be on hold, you can create new ways to connect. Do happy hour with friends or colleagues through a video-conferencing platform. Take time to actually talk on the phone. Sit down for dinner every night as a family. Go out for walks in your neighborhood with appropriate social distancing so you can still see friends. Staying connected will help keep you from getting depressed and lonely.

Closure will come. This pandemic will end. We may not know yet how, or exactly when, but we do know that what you are going through now is temporary. Therefore, focus on the present. Go to trusted sources for information while also limiting the amount of time you spend on the coronavirus topic. Avoid information overload. Become aware but not scared.

Questions? Comments? Email me at john@webmd.com.

BY THE NUMBERS

18%

Percentage of Americans who suffer from anxiety each year.

10 minutes

Amount of daily meditation that research shows can improve focus.

272 MILLION

Number of smartphone users in the U.S.

80%

Percentage of households with broadband internet.

the Feel Good factor

shop our edit

See our
curated essentials

@TIPSTRENDS

t

Small businesses play
a big role in all our lives.
Shop small business.
#supportsmallbusiness



CLIENTELE DAILY NUTRIENTS

Patented vitamin formula
promotes immunity, radiant
skin, strong nails, lustrous hair,
energy & vibrant health.
800-327-4660, Amazon
& clientelebeauty.com



A GUILT-FREE CHOCOLATE THAT'S HEALTHY? YUM

This dark chocolatey
bite with caramel &
peanuts is formulated
with 18 essential
vitamins & nutrients
to meet your body's
specific needs.
Balance the nutrition
you need with the
sweet indulgence
you deserve. Now at
Walgreens &
walgreens.com



RELIEVE EYELID IRRITATION & CLEAR DEMODEX

Cliradex Foam adds an
extra layer of clean to
your routine. The original
eyelid, lash & facial
cleanser made with
4-terpineol is a natural
miticidal from tea tree oil
& helps alleviate eye
irritation. Get 50% off!
Code: LID at cliradex.com

(tiny mites
that live in
hair follicles!)



THE PROTEIN POWDER WITH PROBIOTICS

Power up smoothies,
shakes & baked
goods with Vanilla
Protein Powder
Nutritional Booster
by Bob's Red Mill.
It serves up 20g
of protein plus
beneficial probiotics
& prebiotics, AND
it's an excellent
source of fiber & iron.
bobsredmill.com













DISCOVER PLANT ENRICHED PERMANENT HAIR COLOR

"Naturtint leaves my hair soft and shiny
every time I step out of the shower!"
Better ingredients, better color, better you!
naturtintusa.com



COVID-19— or Something Else?

BY WebMD Editorial Staff REVIEWED BY Brunilda Nazario, MD, WebMD Senior Medical Editor

SYMPTOMS	COLD	FLU	ALLERGIES	COVID-19** (can range from mild to serious)
 Fever	Rare	High (100-102 F), can last 3 to 4 days	Never	Common
 Headache	Rare	Intense	Uncommon	Can be present
 General Aches, Pains	Slight	Usual, often severe	Never	Can be present
 Fatigue, Weakness	Mild	Intense, can last up to 2 to 3 weeks	Sometimes	Can be present
 Extreme Exhaustion	Never	Usual (starts early)	Never	Can be present
 Stuffy/Runny Nose	Common	Sometimes	Common	Has been reported
 Sneezing	Usual	Sometimes	Usual	Has been reported
 Sore Throat	Common	Common	Sometimes	Has been reported
 Cough	Mild to moderate	Common, can become severe	Sometimes	Common
 Shortness of Breath	Rare	Rare	Rare, except for those with allergic asthma	In more serious infections

**Information is still evolving

SOURCES: NATIONAL INSTITUTE OF ALLERGY AND INFECTIOUS DISEASES, CDC, WHO

INTRODUCING

JUMPSTART by WebMD®

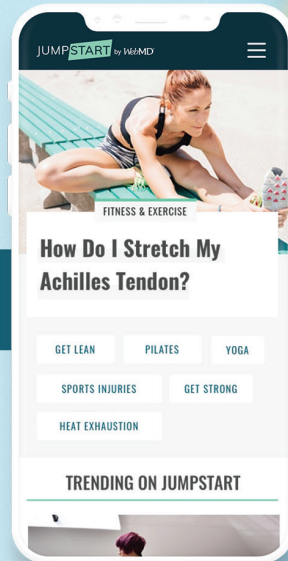
THE NEWEST HEALTH DESTINATION TO HELP YOU LIVE A STRONG AND ACTIVE LIFESTYLE

Whether you are making lifestyle changes or looking for new ways to up your fitness game, Jumpstart provides the tools and resources you need to live your best life, including:

- ✓ Workout plans to achieve the results you want
- ✓ New routines to keep you challenged
- ✓ Nutrition tips to fuel your workouts and more!

Visit: JumpStart.webmd.com

Supported by:



1. YOUR TV SERIES *SNOWPIERCER* PREMIERED ON TNT ON MAY 31. TELL US ABOUT YOUR CHARACTER AND WHAT WE CAN EXPECT.

The show is set in a post-apocalyptic world after a global freeze, with the remainder of humanity on a train constantly circling the globe. What is on the train is all that is left in the world. First class, the front of the train, is incredibly opulent, while the tail is essentially barracks. The lead character wants something better for his people in the tail, and wants the system to be changed.

2. YOU'VE SAID THAT FOR A WHILE PRIOR TO BOOKING *HAMILTON* [DIGGS PLAYED DUAL ROLES, THE MARQUIS DE LAFAYETTE AND THOMAS JEFFERSON, IN THE SMASH BROADWAY MUSICAL], YOU WERE TECHNICALLY HOMELESS, COUCH SURFING, AND EVEN SLEEPING ON SUBWAY TRAINS SOMETIMES. WHAT KEPT YOU OPTIMISTIC AND MOVING FORWARD?

It's interesting how that story got focused on for a while. But I was like 22 or 23 and we were all doing that. Being poor wasn't anything, I was used to that. I was young and in New York and scraping pennies together with all my creative friends. I don't remember being cold and like, "There are wolves chasing me."

3. WHEN YOUR 2018 FILM *BLINDSPOTTING* WAS COMING OUT, YOU TALKED ABOUT GETTING PULLED OVER BY POLICE 36 TIMES IN THE COURSE OF 3 YEARS, AND COMPARED GOING THROUGH THAT TO A KIND OF PTSD. HOW DOES THAT AFFECT YOU?

It just is. It's unfortunate, and it's not normal, but every black person I know has that same thing. It is demoralizing. The more you become aware that there is a difference in value judgment placed on your life versus somebody else's life for no reason, you just have to live differently.

4. TELL US ABOUT YOUR NEW ANIMATED FILM, PIXAR'S FANTASY COMEDY *SOUL*, DUE OUT THIS MONTH.

I love films like this that don't treat children as incapable of understanding



Daveed Diggs

*Rapper, singer, songwriter,
actor, 38, New York*

"I LOVE FILMS THAT
DON'T TREAT CHILDREN
AS INCAPABLE OF
UNDERSTANDING VERY
ADULT IDEAS."

very adult ideas. They just need them to be presented in a way that's digestible. That allows those of us who are older to be in a conversation with children in a way we couldn't before.

5. WITH SO MANY PROJECTS GOING ON, HOW DO YOU FIND THE TIME TO WORK OUT? WHAT'S YOUR TYPICAL ROUTINE?

I like weights and I like calisthenics and plyometric stuff. I usually either work it in first thing in the morning or last thing at night. I grew up running track and was used to having someone design a workout plan for me, so I also like using workout apps.

6. WHAT'S YOUR GO-TO COMFORT FOOD?

Most of what I eat is comfort food! I love a good pizza or a good burger. I'm a plain cheese pizza purist. I'll go pepperoni sometimes, maybe do one of each, if I'm getting a slice in New York. New York is pizza, L.A. is for burgers.

7. WHAT IS YOUR SECRET HEALTH VICE?

It's probably my diet. I still eat like a teenager most of the time. What's also probably really destructive is that when I'm working out I don't warm up properly, and when you get older that becomes more necessary.

8. WHO'S YOUR HEALTH ROLE MODEL?

My dad has always been pretty healthy. He's in great shape. He was into juicing in the 1980s, before people were doing it. He'd make me these concoctions with wheatgrass juice from the health food store.

9. WHAT DISEASE OR CONDITION WOULD YOU MOST LIKE TO SEE ERADICATED IN YOUR LIFETIME?

Probably poverty. That would end up getting rid of a lot of other ones.

10. WHAT DO YOU DO WHEN YOU HAVE A DAY JUST TO YOURSELF?

I really like doing nothing. That's where the ideas come from. I'm very good at relaxing. It's a special skill. —GINA SHAW

IMVEXXY is for menopausal women who experience moderate to severe vaginal pain during intercourse.

 **Imvexxy**[®]
(estradiol vaginal inserts)
4 mcg • 10 mcg

**IF SEX IS PAINFUL
DURING MENOPAUSE,
THERE'S IMVEXXY.**

**TALK TO YOUR DOCTOR TO
SEE IF IT'S RIGHT FOR YOU.**



REPLENISH ESTROGEN

with the only ultra-low dose vaginal therapy (4 mcg & 10 mcg)

RELIEVE VAGINAL PAIN

and discomfort starting as early as 2 weeks

REVOLUTIONARY DESIGN

a softgel vaginal insert, with no-mess administration

Visit myimvexxy.com to learn more about the menopausal changes you're experiencing.

IMPORTANT FACTS ABOUT IMVEXXY (estradiol vaginal inserts)

WHAT IS THE MOST IMPORTANT INFORMATION I SHOULD KNOW ABOUT IMVEXXY (AN ESTROGEN HORMONE)?

- Using estrogen-alone may increase your chance of getting cancer of the uterus (womb).
- Report any unusual vaginal bleeding right away while you are using IMVEXXY. Vaginal bleeding after menopause may be a warning sign of cancer of the uterus (womb). Your healthcare provider should check any unusual vaginal bleeding to find out the cause.
- Do not use estrogen-alone to prevent heart disease, heart attacks, strokes, or dementia (decline of brain function).
- Using estrogen-alone may increase your chances of getting strokes or blood clots.
- Using estrogen-alone may increase your chance of getting dementia, based on a study of women 65 years of age or older.
- Do not use estrogens with progestins to prevent heart disease, heart attacks, strokes or dementia.
- Using estrogens with progestins may increase your chances of getting heart attacks, strokes, breast cancer, or blood clots.
- Using estrogens with progestins may increase your chance of getting dementia, based on a study of women 65 years of age or older.
- You and your healthcare provider should talk regularly about whether you still need treatment with IMVEXXY.

WHAT IS IMVEXXY USED FOR?

IMVEXXY is a prescription medicine that contains an estrogen hormone in a vaginal insert that is used after menopause to treat moderate to severe painful intercourse, a symptom of changes in and around your vagina, due to menopause.

WHO SHOULD NOT USE IMVEXXY?

Do not start using IMVEXXY if you:

- **have unusual vaginal bleeding.**
- **currently have or have had certain cancers.** Estrogens may increase the chances of getting certain types of cancers, including cancer of the breast or uterus (womb). If you have or have had cancer, talk with your healthcare provider about whether you should use IMVEXXY.
- **currently have or have had blood clots, stroke, heart attack, liver problems, or a bleeding disorder.**
- **are allergic to IMVEXXY or any of its ingredients.** See the list of ingredients at the end of the full patient information.
- **think you may be pregnant.** IMVEXXY is not for pregnant women.

WHAT SHOULD I TELL MY HEALTHCARE PROVIDER BEFORE USING IMVEXXY?

- **have any unusual vaginal bleeding.**
- **have certain medical conditions.** Your healthcare provider may need to check you more carefully if you have certain medical conditions, such as asthma (wheezing), epilepsy (seizures), diabetes, migraine, endometriosis, lupus, angioedema (swelling of face and tongue), problems with your heart, liver, thyroid, kidneys, or have high calcium levels in your blood.
- **are going to have surgery or will be on bed rest.** You may need to stop using IMVEXXY.
- **are breast feeding.** The hormone in IMVEXXY can pass into your breast milk.

Tell your healthcare provider about all the medicines you take, including prescription and over-the-counter medicines, vitamins, and herbal supplements. IMVEXXY may affect the way other medicines work, and other medicines may affect how IMVEXXY works.

WHAT ARE THE POSSIBLE SIDE EFFECTS OF IMVEXXY?

Serious, but less common side effects could include: heart attack, stroke, blood clots, cancer of the ovary, breast cancer, cancer of the lining of the uterus (womb), dementia, gallbladder disease, high blood calcium (hypercalcemia), changes in vision, high blood pressure, high triglyceride (fat) levels in your blood, liver problems, low thyroid levels in your blood, fluid retention, low blood calcium (hypocalcemia), enlargement of benign tumors of the uterus ("fibroids"), worsening of angioedema (swelling of face and tongue), changes in certain laboratory test results.

Call your healthcare provider right away if you get any of the following warning signs or any other unusual symptoms that concern you: new breast lumps, unusual vaginal bleeding, changes in vision or speech, sudden, new, severe headaches, severe pains in your chest or legs with or without shortness of breath, weakness, and fatigue.

The most common side effects of IMVEXXY include: headache, breast tenderness or pain, nausea and vomiting.

Tell your healthcare provider if you have any side effect that bothers you or that does not go away. You may report side effects to FDA at 1-800-FDA-1088 and/or TherapeuticsMD at 1-888-228-0150.

The risk information provided here is not comprehensive. To learn more, talk about IMVEXXY with your healthcare provider or pharmacist. The FDA-approved labeling can be found at www.IMVEXXY.com